

Country-Specific Euro Area Government Bond Yield Reactions to ECB's Non-Standard Monetary Policy Announcements

Ralf Fendel and Frederik Neugebauer

June 2018

Economics Group

Country-Specific Euro Area Government Bond Yield Reactions to ECB's Non-Standard Monetary Policy Announcements

Ralf Fendel

WHU – Otto Beisheim School of Management

Frederik Neugebauer

WHU – Otto Beisheim School of Management

Working Paper 18/02
June 2018

ISSN 2511-1159

WHU - Otto Beisheim School of Management
Economics Group
Burgplatz 2
56179 Vallendar, Germany
Phone: +49 (261) 65 09 - 0
whu@whu.edu

Any opinions expressed here are those of the author(s) and not those of WHU. Research published in this series may include views on policy, but the institute itself takes no institutional policy positions.

WHU Working Papers often represent preliminary work and are circulated to encourage discussion. Citation of such a paper should account for its provisional character. A revised version may be available directly from the author.

Abstract

This paper employs event study methods to evaluate the effects of ECB's non-standard monetary policy program announcements on 10-year government bond yields of euro area member states. It covers data from 11 euro area countries from January 1, 2007 to August 31, 2017 and distinguishes between the more solvent countries (Austria, Belgium, Finland, France, Germany, the Netherlands) and the less solvent ones (Greece, Ireland, Italy, Portugal, Spain). The paper makes three contributions to the literature. First, it is the first paper to reveal that measurable effects of announcements arise with a one-day delay meaning that government bond markets take some time to react to ECB announcements. Second, it quantifies the country-specific extent of yield reduction which seems inversely related to the solvency rating of the corresponding countries. The reduction of the spread between both groups in response to an event is due to a stronger decrease in the less solvent group. Third, this result is confirmed by letting the announcement variable interact with the spread level, which is an innovation in this strand of literature. By employing different data as control variables, it turns out that the results are robust for a given event set.

JEL-Classification: E44; E52; E58; G14

Keywords: ECB, non-standard monetary policy, government bond yields, event study

Corresponding author:

Frederik Neugebauer, frederik.neugebauer@whu.edu

Country-Specific Euro Area Government Bond Yield Reactions to ECB's Non-Standard Monetary Policy Announcements

Ralf Fendel*

Frederik Neugebauer*

June 6, 2018

Abstract

This paper employs event study methods to evaluate the effects of ECB's non-standard monetary policy program announcements on 10-year government bond yields of euro area member states. It covers data from 11 euro area countries from January 1, 2007 to August 31, 2017 and distinguishes between the more solvent countries (Austria, Belgium, Finland, France, Germany, the Netherlands) and the less solvent ones (Greece, Ireland, Italy, Portugal, Spain). The paper makes three contributions to the literature. First, it is the first paper to reveal that measurable effects of announcements arise with a one-day delay meaning that government bond markets take some time to react to ECB announcements. Second, it quantifies the country-specific extent of yield reduction which seems inversely related to the solvency rating of the corresponding countries. The reduction of the spread between both groups in response to an event is due to a stronger decrease in the less solvent group. Third, this result is confirmed by letting the announcement variable interact with the spread level, which is an innovation in this strand of literature. By employing different data as control variables, it turns out that the results are robust for a given event set.

JEL classification: E44, E52, E58, G14

Keywords: ECB, non-standard monetary policy, government bond yields, event study

*WHU – Otto Beisheim School of Management, Department of Economics, Burgplatz 2, 56179 Vallendar, Germany. Corresponding author: frederik.neugebauer@whu.edu. The authors would like to thank participants at the 22nd International Conference on Macroeconomic Analysis and International Finance, the EABCN Conference on ‘Measuring the Effects of Unconventional Monetary Policy in the Data: What Have We Learned?’, the Seminar in International Economic Policy at University of Zurich, the 11th RGS Doctoral Conference in Economics, and the 1st CESifo EconPol Europe PhD Workshop: Economic and Fiscal Policy in Europe.

1 Introduction

National government bond yields include the risk premium of a specific country. That is why the announcement of an asset purchase by a central bank itself can already reduce the yields through amended expectations of investors. Event studies by Joyce et al. (2011) and Gagnon et al. (2011) find evidence for short-term yield reductions to quantitative easing announcements in the UK and in the US, respectively. Previous research, however, indicates that announcement effects are somewhat specific to the respective country.¹ This study aims at quantifying ECB announcement effects for the euro area. In particular, the study examines whether there is a similar or varying impact on 10-year government bond yields of different euro area members. Such evidence is of high relevance for ECB's policy making and communication strategy. Before making an announcement the ECB might want to assess its consequences on individual euro area members because it matters whether an announcement is perceived differently within the euro area. Although asset purchase programs do not target yields directly, it is worthwhile to examine yield reactions. A reduction in government bond yields might be interpreted as an intermediate objective of the ECB. It can help recover the monetary transaction mechanism in order to achieve the ultimate target of price stability.

In general, massive asset purchases by any central bank provide more liquidity. The present study, however, focuses exclusively on the announcements of such liquidity provision while the actual amount of asset purchases is not considered.² Every central bank communication consists in releasing private information to the public which eventually induces market reactions. A credible asset purchase announcement directly affects investors' expectations on the (future) attractiveness of particular assets (or asset classes). As a potential consequence the demand for these assets rises and asset prices increase. In case of government bonds, this, in turn, directly reduces the government bond yields in question. For this short-term mechanism to work, it is irrelevant whether the future quantitative easing measures have the expected effects or whether they merely work as a 'placebo' (Gros (2018)). More specifically, it is expected that ECB's asset purchase program announcements have a stronger effect on the government bonds of stressed countries since the programs intend to foster primarily the euro area economies under

¹For the case of Japan with its long history at the zero lower bound and quantitative easing measures, no evidence of yield reactions to central bank announcements exists. In contrast, in an event study Bernanke et al. (2004) state that communications by the Federal Reserve alter market expectations and thus long-term yields change in the US while statements by the Bank of Japan do not affect Japanese yields.

²For a study that implements actual purchases to assess the impact on sovereign bond yields, see for instance Eser and Schwaab (2016).

stress. In contrast, the yields of more solvent countries are expected to be less sensitive to such announcements. Although at the announcement day it is yet not clear what sort of assets the ECB exactly will buy, that is to which economy the purchased assets belong, the possibility that also assets from the countries under stress might be bought, substantially smooths market expectations.

Most existing literature only investigates the announcement effects on the aggregate euro area as a whole ignoring possible heterogeneity of its members. For instance, Ambler and Ruml (2017) use weighted average real yields of all euro area countries to search for announcement effects. Their research indicates that announcements lead to significantly lower real bond yields. The few existing disaggregated studies compare only a few countries, however. For instance, Altavilla et al. (2016) analyze the effects of outright monetary transactions (OMTs) announcements on the government bond yields of Germany, France, Italy and Spain while Briciu and Lisi (2015) look exclusively at the yields of only Germany, Italy, and Spain in response to ECB's balance sheet announcements. Both studies find yield reducing effects in response to ECB's unconventional monetary policy announcements.

Many studies consider the effects on yields' spreads rather than levels. For instance, Falagiarda and Reitz (2015) state that the inter-European spreads on government bond yields decrease in response to ECB's asset purchase announcements. They find a reduction of long-term yield spreads of Ireland, Italy, Portugal and Spain. Similarly, Szczerbowicz (2015) evaluates the impact of ECB's unconventional monetary policies on 10-year sovereign bond yield spreads of France, Greece, Ireland, Italy, Portugal and Spain with respect to the German sovereign yield. She also confirms spread-reducing effects. Recently, Bulligan and Monache (2018) quantify the spread reduction of Italy, France and Spain (vis-à-vis Germany) for asset purchase announcements between September 2014 and July 2017. Nevertheless, the question remains which (relative) level effects of the respective spread-defining yields exactly underlie these spread reductions.

Therefore, this study covers a large number of euro area members and focusses on the level effects. For policy making, it is essential to see the absolute (level) impact of an announcement to evaluate its costs or benefits. The relative (spread) position to another economy is less important. Furthermore, this study covers a long time span of over ten years. So far, studies in this field of research are typically constrained to a shorter period. For instance, Christensen and Krogstrup (2018) only consider events during one month, Altavilla et al. (2016) during three

months and Gagnon et al. (2011) during two years.

Hence, this study extends the existing literature in three directions. First, the separate consideration of individual euro area members allows a comparison of national effects. A euro area average impact seems not entirely helpful for policy analysis. A study of differences between countries gives important insights on economic conditions of the respective countries instead. Second, the focus on the level is more useful than spread analysis. A reduction in spread does not explain the inherent direction of yield changes, that is whether both yields are increasing/decreasing to a different extent or whether they are moving into opposite directions. Third, the long time span guarantees that announcements are considered at different states of the financial crisis. Unlike Bulligan and Monache (2018) who divide their three year observation period into subsamples this study aims at a (time-invariant) generalization of the findings. Given that some programs and their announcements last for a long time and are continuously prolonged, it would be inappropriate to include only a part of its announcement history. Moreover, a long sample period increases the validity and reliability of findings, by improving statistical properties with additional observations. In sum, this study has a more comprehensive character compared to existing event studies.

By covering data from 11 euro area countries from January 1, 2007 to August 31, 2017 and searching for country-specific level effects on 10-year government bonds yields of ECB announcements, the paper adds three significant findings to the existing literature. First, to the best of our knowledge this event study is the first one to reveal that the effects of announcements arise with a one-day delay meaning that government bond markets take some time to react to ECB announcements. Second, it shows that the country-specific quantitative extent of yield reduction is inversely related to the solvency rating of the corresponding euro area country: The worse the rating is, the bigger the yield reduction is. This also implies that the observed reduction of the yield spread between core/more solvent and periphery/less solvent countries in response to an announcement event is due to a stronger decrease in the yield of the latter. Third, a group-wise panel analysis confirms these findings and adds an innovative part to the literature by letting the announcement variable interact with the country-specific spread level. A high spread at the day of the announcement reinforces the yield-reducing effect. By employing different data as control variables, it is demonstrated that these findings are robust for a given event set.

The remainder of the paper proceeds as follows. Section 2 describes the methodology and

the data. Section 3 presents the empirical results. Section 4 provides robustness checks, while the final Section 5 concludes.

2 Methodology and Data

In order to investigate the short-term impact of ECB’s asset purchase announcements on the yields of individual euro area members, an event study methodology as in Moessner (2015) is applied. First, the model is formally specified. Subsequently, we motivate the identification of events in this model. Finally, some descriptive statistics are discussed.

2.1 Model specification

The identical regression is carried out for each government bond yield y_t to test whether there are different reactions among the euro area countries. The baseline specification uses first-differences and is

$$\Delta y_t = \alpha + \beta_1 \Delta y_{t-1} + \beta_2 \Delta stock_t + \beta_3 \Delta CESI_t + \beta_4 \Delta exch_t + \gamma APA_t + \varepsilon_t, \quad (1)$$

with $t = 1, \dots, T = 2784$ observations per country denoting the daily observations for each variable and the error term $\varepsilon_t \sim (0, \sigma^2)$, while α is a constant.

We assume that the present day’s yield change is dependent on that of the previous day as common in financial time series. Therefore, a one lag estimator y_{t-1} is included in the regression as in Urbschat and Watzka (2017).³ The choice of additional control variables is motivated as follows. The country-specific stock market indices $stock_t$ intend to represent the investors’ perception of an economy. A rising index *ceteris paribus* reduces the default risk of sovereign debt. Thus, it decreases government bond yields. The Citigroup Economic Surprise Index for the Eurozone $CESI_t$ is defined as weighted historical standard deviations of macroeconomic data surprises and controls for general events taking place all over Europe. A positive development of this index increases perceived risks of investors, which, in turn, increases bond yields. It would be interesting to include market sentiment measures such as the index

³The application of the model with an additional two-day lag estimator y_{t-2} shows an insignificant estimator for all bonds under consideration. One might argue that a lagged dependent variable might cause endogeneity problems. Although it is common in related literature to apply such lags (Szczerbowicz (2015), Jäger and Grigoriadis (2017), Urbschat and Watzka (2017)), the model is also applied without a lagged dependent variable to overcome endogeneity concerns as a robustness check. The results (available upon request) persist highlighting that endogeneity is negligible in this kind of models.

of economic policy uncertainty by Baker et al. (2016) or the consumer confidence indicator by the European Commission. However, these indices are not available at a daily frequency and a transformation of monthly survey data to a daily basis would bias the results. The influence of the US-\$/€ spot exchange rate (in price notation) is captured by $exch_t$.⁴ It intends to control for the link between exchange rate movements and interest rates due to international arbitrage considerations. All variables are obtained from Datastream and are end-of-business-day values ('close prices').

APA_t is the variable of main interest. It is a dummy variable taking the value of 1 on the day of a specific ECB asset purchase program announcement, and 0 otherwise. Hence, each announcement event is weighted equally.⁵ In contrast to Falagiarda and Reitz (2015) who add a dummy variable for each single event, all announcement events are represented by one common dummy variable in order to detect a generalized effect of an ECB announcement. An overall effect is more suitable for policy making because the ECB is interested in gauging the average effect of similar future announcements. If each announcement is considered individually, the result is only valid for an identical announcement in the future. The coefficient γ measures the general announcement effect and it is expected to have a negative sign ($\gamma < 0$). One might argue it may be problematic to draw quantitatively conclusions from a qualitative (dummy) variable. However, previous event studies like Falagiarda and Reitz (2015) show that announcements not linked to a specific size had impact on quantitative numbers.

2.2 Identification of events

An integral element in the analysis is the identification of ECB's asset purchase announcements that can be classified as non-standard monetary policy announcements. Press releases and statements by ECB's officials are therefore carefully scrutinized according to their content. This approach of deliberately determining events is common in related literature and 'entails a certain degree of subjectivity' (Ambler and Rumler (2017), p. 10). Table A1 in the Appendix shows an extended list of potentially relevant events that might affect the European government bond market. Out of this list, 23 events are chosen and denoted in bold. That means, APA_t is equal to 1 on these days, and 0 otherwise. Furthermore, the keywords why a certain event

⁴Of course, one could also implement an effective exchange rate such as the rate vis-à-vis the EER-19 trading partners. However, due to gaps in the data availability (overall 52 missing observations) the spot exchange rate is convenient. Note that independent of the chosen exchange rate variable the results remain almost identical.

⁵This assumption is modified by accounting for interaction effects in Section 3.4.

is included are denoted in *italics*. They typically refer to formulations that induce an increase of asset purchases such as ‘supplementary’ or ‘adding’ and the name of the respective ECB’s program. The provision of an exhaustive keyword list is not feasible because the announcements have to be evaluated in its full textual context. For a similar reasoning, we refrain from machine learning techniques in order to identify events as they easily become non-transparent.

All events refer to specific asset purchase programs. For this reason the famous ‘whatever it takes’ statement by Mario Draghi on July 26, 2012 is not included as an event because it is not referring to a specific program. As the OMT is not executed yet and can rather be seen as a fiscal and supportive measure to the European Stability Mechanism than as a pure monetary policy program, it is excluded in this study. Other monetary policy statements, for example press releases regarding conventional monetary policy tools or forward guidance statements⁶ are also omitted because the study focuses merely on unconventional quantitative easing measures. Announcements on purely technical details of asset purchase programs are not considered as they do not provide new information to the market. One might argue that confirming announcements such as the press releases by the ECB on January 19, 2017 or July 20, 2017 are not effective. However, they are included for the following reason. Since investors believe that there might be an end of the extreme expansive monetary policy a repeated announcement that contradicts this expectation can lead to surprise effects. Some studies rely on news from other sources than ECB officials, for example Altavilla et al. (2015) use a news database to screen articles for keywords in order to detect relevant events. However, this approach is less helpful to work out policy implications because media is out of control of the ECB and can only be indirectly influenced by its policy statements. In sum, only statements that encompass information about new, supplementary or extended measures are selected which give the 23 denoted events in Table A1.

The choice of the correct event window width is another debatable element in any event study. While a long window width induces the risk of contamination of news not related to monetary policy, a short window width might neglect delayed effects of monetary policy announcements. Recent literature typically uses either one-day windows (e.g. Glick and Leduc (2012), Haitisma et al. (2016), Georgiadis and Gräb (2016)) or two-day windows (e.g. Altavilla et al. (2015), Szczerbowicz (2015), Christensen and Krogstrup (2018)). Figure 1 exemplifies the

⁶Since forward guidance was recently implemented in the euro area, studies that look explicitly at forward guidance are limited to the Federal Reserve that implemented it earlier (Moessner (2015), Neugebauer et al. (2017)).

event window for the announcement made on March 10, 2016: the dummy variable either is set to 1 on March 10 only (one-day window) or on both March 10 and March 11 (two-day window).

[Figure 1 about here]

This study sets the window width to just one day as the risk of including effects from other events is evaluated higher than the possibility of excluding delayed effects. Furthermore, a high trading frequency on financial markets supports this choice.⁷ To capture potential delayed reactions to an announcement, we will lag the dummy maintaining a one-day window to the March 11 rather than expanding the window width. The timing is important to consider: An announcement event usually takes place in the middle of the day. Recall that this study uses end-of-business-day values. One would expect different reactions in case of start-of-business-day values ('open prices') or daily averages.

2.3 Descriptive Statistics

The analysis employs 10-year benchmark government bond yields to redemption.⁸ The dataset consists of daily yields (per bank working day) of Austria, Belgium, Finland, France, Germany, Greece, Ireland, Italy, the Netherlands, Portugal and Spain from January 1, 2007 to August 31, 2017. These are the founding members of the euro area except Luxembourg while Greece (which joined in 2001) is additionally included. While a small country like Luxembourg might bias the results it is essential to include Greece as an economy heavily hit during the sovereign debt crisis. The time span is chosen according the appearance of ECB's non-standard measures. While before 2007, there have been made announcements belonging to conventional monetary policy, incorporating data beyond 2017 is deemed inappropriate because the announcements from then on refer rather to an ending of quantitative easing measures. The study is limited to long-term yields only to overcome the zero lower bound problematic or even negative yields that are partly present for short-term yields. Furthermore, it is common to use this maturity in related event studies (e.g. Falagiarda and Reitz (2015), Georgiadis and Gräb (2016), Jäger and Grigoriadis (2017)).

⁷The website <https://www.investing.com/rates-bonds/european-government-bonds> provides an illustrative overview of European bonds with different maturities. The live data demonstrate frequently changing yields where bonds with a larger maturity typically have a larger volume and are more frequently traded. Note that applying a two-day event window does not change the results but the coefficients become smaller, most probably due to the contamination with other news. This further underpins the use of a one-day event window.

⁸Note that the results hold taking 10-year zero coupon government yields as dependent variable instead of yields to redemption.

Table A2 in the Appendix presents the descriptive statistics. It shows that the stock indices vary considerably across countries. Their standard deviations range from 83 points (the Netherlands) to 7,367 points (Italy). The yields differ substantially in their level. They range from a minimum of -0.22% in case of Germany to a maximum of 48.6% in case of Greece. This underpins the choice of applying first-differences instead of absolute values.

The data set motivates to distinguish two country groups: The first group consists of Austria, Belgium, Finland, France, Germany and the Netherlands. Their bonds show moderate yields over time with an average smaller than 3% and a maximum smaller than 6%. In contrast, the second group consisting of Greece, Ireland, Italy, Portugal and Spain possesses high bond yields with an average higher than 3% and a maximum up to 48%. The former groups is labeled ‘core countries’ and the latter group is referred to as ‘periphery countries’ in the following. These expressions are synonyms for the more solvent and the less solvent countries, respectively. The grouping corresponds to the common distinction of stressed countries and other euro area members.⁹

Plotting the dependent variable over time gives additional insights. Figure A1 in the Appendix shows that the divergence in yields emerged from 2010 on and it clearly demonstrates the varying levels across countries. Since the middle of 2014, all yields except for Greece persist at a lower level than in 2007. To detect possible differences within both groups, Figure A2 and Figure A3 in the Appendix plot the yields of core countries and periphery countries, respectively. While the yields of core countries are similar and follow the same (negative) trend, the yields of periphery countries do not. The high peaks of Ireland, Greece and Portugal explain its high standard deviations of more than 2 percentage points (cf. Table A2). In contrast, Italy and Spain only exceed the 6%-threshold marginally in 2012. The figures indicate that the data seems to be non-stationary. An augmented Dickey-Fuller test shows that all variables are integrated of order 1.¹⁰ Taking first-differences makes them stationary. Apart from this econometric argument, it guarantees comparability of various bond yields and control variables. Furthermore, first-differences allow a better interpretation of the development of time series than absolute values. Robust standard errors according to the Newey-West methodology are

⁹Belgium with values close to the threshold lies somewhere between these groups and could also belong to periphery countries, for example if one decides for a maximum of 5% for core countries.

¹⁰One might argue that interest rate time series have to be stationary by definition since they do not have a long-term growth trend such as GDP or debts. However, the time span of ten years might be too short as it reveals a negative trend.

applied to treat heteroscedasticity and autocorrelation.¹¹

3 Results

This section presents the results of (i) the baseline specification, (ii) an extended case of program-specific effects and (iii) a panel analysis. For each of these specifications, the immediate effects, that is the effects on the announcement day itself, are investigated first. In turn, all specifications are analyzed with a delay of one day. The delay is motivated by the argument that investors might take some time to digest the new information and react accordingly. Another reason might be transactional frictions. Finally, the model is augmented by including an interaction effect (iv) taking into account the current yield spread as a determinant of the announcement impact.

3.1 Baseline specification

Table 1 shows the results of the baseline specification defined in Equation (1) assuming immediate (same-day) effects. The announcements do not seem to influence the yields (negatively) at all. Counterintuitively, even a significantly positive effect for the German and French bonds shows up. Two possible explanations emerge. Either government bond markets do not respond at all to such announcements or, which seems more plausible, there is a delayed reaction to be tested and discussed below.

[Table 1 about here]

The yield changes of the previous day are determining those of the actual day for all bonds as the positive and significant estimators of the lagged yield change show. There is also a significantly positive effect of the CESI on most yields. Surprisingly, the national stock market influences the yields of core countries positively while it affects the yields of periphery countries negatively, though the absolute size of the effect is rather small. A positive development in a national stock market implies a higher trust level of the investors in the respective economy. This should reduce a country's risk-premium, which, in turn, reduces its government bond yield. Hence, the analysis confirms the expected reducing effect merely for periphery countries. As a

¹¹More specifically, the Bartled Kernel with $T^{\frac{1}{3}}$ as number of maximum lags is used. Applying the regressions using normal standard errors is not appropriate. The Breusch-Godfrey test indicates autocorrelation while the White test signals heteroscedastic error terms for all countries under consideration.

result, the mechanism that rising stock prices reduce government bond yields is not empirically valid for all countries.

Indeed, one observes the opposite of the expected effect for core countries. The different effects induced by the stock markets might be due to the fact that a positive development of the stock market in a stressed economy is perceived as a signal that also the state will be better off. The demand for those bonds rise so that the government can reduce the offered interest. In contrast, investors already have a rather positive perception of solvent countries so that a movement in the stock market does not change the trust level. In consequence, the positive effect on the government bond yield can be induced by a portfolio change: Investors switch from core countries to periphery countries, which explains the opposing signs during an increase in the stock market. It is likely that European stock indices develop similarly according to a common trend so that the opposing effect is credible. The same logic applies to the reaction to the exchange rate because a stronger euro decreases the yield spread between both country groups.¹²

Table 2 shows the results of the baseline specification defined in Equation (1) but rather assumes a delayed announcement effect, meaning the dummy variable takes the value of 1 if the event took place the day before. This corresponds to a substitution of APA_t by APA_{t+1} in Equation (1). The previously discussed results for the control variables persist. However, the coefficients of the dummy variable change substantially. 9 out of 11 countries display a significantly negative coefficient indicating a reduction of the yield. For instance, an ECB asset purchase program announcement made the previous day reduces the Dutch 10-year government bond yield on the actual day by about 2 basis points (bps) on average. A remarkable difference of 5.7 bps can be observed between the Austrian and Greek coefficient (-0.0185 versus -0.0758). Hence, on average an announcement reduces the yield spread the most between those countries.

[Table 2 about here]

In general, the extent of yield reduction seems inversely related to the solvency rating of the corresponding countries. In other words, an unfavorable rating reinforces the announcement effect. Figure 2 suggests a negative relationship between the announcement impact and the respective country's solvency rating. For instance, Spain with a BBB+ in the Fitch rating reacts stronger to an announcement than Austria that has an AA+ rating (2.4 versus 1.8 bps

¹²An exception is Belgium with a negative though not significant estimator. As mentioned above, this bond could also adhere to periphery countries under another threshold.

reduction in bond yields).¹³ This has important implications for policy making. While this feature currently leads to a convergence of euro area government bond yields it might cause problems in the future. One day the ECB has to initialize the way back to exclusively standard measures if the price development in Europe approaches the 2% inflation aim. Announcements by the ECB in the opposite direction (for example a higher main refinancing rate, redemption of assets) might result in a divergence in yields and induce refinancing problems for periphery countries.¹⁴ This, in turn, can lead to a less favorable solvency rating which reinforces this mechanism. The rating is a convenient measure because it reflects several aspects such as the debt level, the business environment, GDP growth outlooks and fiscal structure of a country. Picking only one aspect induces the risk of omitting an important factor that plays a role in determining announcement reactions.

[Figure 2 about here]

Overall, the results confirm the expectation that ECB's asset purchase program announcements have a stronger effect on the bonds of periphery countries. It is worth noting that impacts arise only one day after the announcement was made. This is a surprising finding as one would expect immediate reactions on the frequently trading financial markets. Two arguments might explain the delayed effect.

The first argument states that government bonds are exposed to transactional frictions. It is helpful to differentiate bonds with respect to other asset classes. While the equity market entails a higher risk and volatility the bond market has a relatively larger volume and it is less volatile. The trade with government bonds is more complex as maturity, coupon and ranking come into play. Government bonds are listed on markets like the Frankfurt stock exchange or the London stock exchange but not on electronic stock markets such as Xetra. They are mainly traded over the counter (OTC) and thus their transactions are less transparent than stocks. Hence, government bonds are less frequently traded than equities leading to a comparatively illiquid bond market.¹⁵

The second argument relates to the pace of information processing. Large institutional in-

¹³The ratings are as of January 2018. Notice that we assume a stable (relative) rating over time meaning that the ratings should not deviate substantially during the observation period. This assumption is suspended in Section 3.4 where we introduce a daily yield spread as a proxy for a country's solvency rating.

¹⁴Although the ECB's mandate is limited to price stability it might also be interested in stable governmental budgets of its member countries. A similar fiscal situation across the euro area makes a common monetary policy more efficient.

¹⁵In contrast to the bonds themselves, futures on bonds are more frequently traded, for example through Eurex. These assets should be more responsive to central bank announcements.

vestors such as pension funds typically trade government bonds. They have a long-term planning horizon and are unlikely to adjust their portfolio shortly in response to market news. Moreover, regulatory issues prevent them from doing so, for example a bank that holds government bonds as collateral needs to find a substitute before liquidation. Most importantly, the decision process on how to react to market news is likely to take longer inside a large institution compared to a small investment trust or a private individual investor. After the portfolio management department interprets new information on the announcement day, the orders of buying/selling the bonds are likely to be carried out only on the subsequent day by the dealers. This implies predominantly dealers manually trade government bonds OTC on the trading floor – in contrast to automatic transactions on a centralized exchange triggered by computer algorithms. Consequently, government bonds are less quickly traded as opposed to equities which might lead to the observed one-day delayed effect.

A casual inspection of some announcement events in Figure A2 in the Appendix might suggest a reduction in yields taking place immediately before the announcement. One reason might be that market participants anticipate monetary policy decisions and react even before the actual announcement takes place. To test for this, the same regressions are carried out putting the dummy to the value of 1 on the working day before the events outlined in Table A1, and 0 otherwise. Note that the same analysis is carried out with a two-day delay, too, meaning the dummy variables take the value of 1 two days after the corresponding announcements to test for a slower reaction of market participants. The results for both alternative window settings (available upon request) do not indicate any impact on yields. Hence, when investigating announcement effects solely one-day delayed dummy variables produce significant results.¹⁶ Therefore, the focus will subsequently lie on the one-day delayed effects in the subsequent specifications.

One might argue that it is not adequate to treat each announcement event equally. ECB's asset purchase programs vary significantly in instrument, size, conditionality and duration. If the programs have different impacts, an aggregation of them could cancel out opposing effects. Therefore, each announcement is assigned to its corresponding asset purchase program in the following.

¹⁶If both APA_t and APA_{t+1} are included in one instead of two separate regressions the estimators remain almost identical.

3.2 Program-specific effects

In order to test for program-specific effects Equation (1) changes to

$$\Delta y_t = \alpha + \beta_1 \Delta y_{t-1} + \beta_2 \Delta stock_t + \beta_3 \Delta CESI_t + \beta_4 \Delta exch_t + \sum_{j=1}^6 \gamma_j APP_{j,t+1} + \varepsilon_t. \quad (2)$$

The former (delayed) dummy variable APA_{t+1} is replaced by six program-specific dummy variables $\sum_{j=1}^6 \gamma_j APP_{j,t+1}$ representing a specific asset purchase program j , each taking the value of 1 in case of an event belonging to the specific program, and 0 otherwise. More specifically, the model differentiates between (targeted) long term refinancing operations ((T)LTROs), the securities market programme (SMP), corporate sector purchase programme (CSPP), public sector purchase programme (PSPP), asset-backed securities purchase programme (ABSPP) and covered bond purchase programme (CBPP). They are expected to have a negative influence on yields ($\gamma_j < 0 \forall j = 1, \dots, 6$). It is worth noting that the expanded asset purchase programme (EAPP) subsumes the last four mentioned programs which complicates the differentiation. Yet it is not possible to pool all events and classify them as EAPP because ABSPP and CBPP started before the introduction of EAPP. The classification of the events can be found in the second column of Table A1. In fact, (T)LTROs are not part of an official asset purchase program but as the emphasized events refer to supplementary purchases they cannot be classified as regular, either. The extension of maturities of LTROs transfers a standard monetary policy instrument into a non-standard monetary policy measure. In the manner of the asset purchase programs they provide unexpectedly more liquidity to the market like (for a much longer time than the standard instrument) and should therefore induce the same announcement effects. Furthermore, the announcements of ECB's TLTRO I and TLTRO II are included in (T)LTRO because they provide a targeted liquidity provision giving them a non-standard character. Hence, all six above described programs are part of ECB's non-standard monetary policy. Since half of the 23 chosen events overlap, a pure separation of the diverse programs is not feasible. The single effects cannot be distinguished perfectly impairing the program-specific analysis.

In addition, it is questionable whether the programs can be compared because the applied instruments differ considerably. While CSPP refers to bonds of the private sector, PSPP is restricted to securities from the public sector. Figure A4 in the Appendix juxtaposes the programs in terms of starting date, number of announcements and quantity. PSPP is by far

the dominating program in size. Together with (T)LTRO it accounts for three quarters of overall asset purchases. SMP only has two events while the largest groups (T)LTRO, CBPP, ABSPP and PSPP include ten events. Still these programs might not have sufficient data points considering the long examination period. Accordingly the results should be interpreted with caution.

Table 3 shows the results of the program-specific specification defined in Equation (2) assuming one-day delayed effects. Distinguishing between the different programs reveals a mixed result. Investors indeed seem to be sensible to the type of program announcement.

[Table 3 about here]

On the one hand, ABSPP and (T)LTRO both show significantly negative estimators for most bonds. For instance, an ECB announcement relating to the ABSPP the previous day reduces the Spanish 10-year government bond yield this day by 5.6 bps while an announcement relating to (T)LTRO decreases that yield by 4.3 bps on average.

On the other hand, CBPP announcements seem to have the opposite effect leading to an increase in yields for most countries, up to 10.3 bps in case of Greece. Investors may substitute government bonds by covered bonds inducing a yield increase of the former. At first sight, it is astonishing why the yields of Core Countries and Spain are positively affected by SMP announcements. The portfolio change between government bonds does not seem to apply because countries of both groups are affected. A negative signaling effect might explain this positive impact instead: A rush in selling of government bonds and investors going into more risky assets is conceivable.

In contrast, neither of the yields is responsive to CSPP and PSPP announcements. While a missing effect of CSPP is plausible because this program directly buys bonds from companies from the non-financial sector, this is a counterintuitive finding for PSPP because this program is designed to buy public bonds and it is by far the program with the largest asset purchase volume. A potential explanation could be that for some reasons these two programs were already expected (in contrast to the other four programs) so that no yield reactions occur in case of such announcements.

The apparent differences among the programs might be caused by EAPP announcements. The EAPP includes programs that have at the same time significantly positive (CBPP) and negative impacts (ABSPP) as well as non-significant impacts (PSPP, CSPP). Hence, as EAPP

announcements foster all of those programs it is not clear in which direction such an announcement influences bond yields. This problem will likely persist in the future because recent announcements belong to this program.

Additionally, Table A4 in the Appendix presents the results of the program-specific specification defined in Equation (2) assuming same-day effects. Distinguishing the different programs gives little insights. A noticeable result is the highly significant and substantial reduction of 63.8 and 53.6 bps in the yields of Spain and Italy by the SMP announcement. This reduction is most probably in response to the justification of the SMP on August 7, 2011.

Overall, out of the announcements of six different programs, two programs influence some yields positively, two negatively and two not at all. The different results for programs, especially the opposite signs, question whether it is reasonable to include all events in one dummy as a general ECB's asset purchase program announcement.

Both the baseline specification and the case of program-specific effects indicate a similar reaction of the countries' yields to asset purchase announcements, albeit there is a difference in the extent between core countries and periphery countries. Next, the analysis is enhanced by pooling the countries in a panel framework.

3.3 Panel analysis

When evaluating monetary policy measures it is helpful to analyze the effects on solvent versus less solvent countries separately. Therefore, three panel regressions are carried out: one for the aggregate case of all 11 euro area countries under consideration (labeled 'aggregated countries' in the following) and one for core countries and periphery countries as group-wise panels, respectively. The former searches for a Europe-wide effect, while the latter analyze group-specific effects of the asset purchase announcements. Equation (1) changes to

$$\Delta y_{i,t} = \alpha + \beta_1 \Delta y_{i,t-1} + \beta_2 \Delta stock_{i,t} + \beta_3 \Delta CESI_t + \beta_4 \Delta exch_t + \gamma APA_{t+1} + \mu_i + \varepsilon_{i,t} \quad (3)$$

while Equation (2) accordingly becomes

$$\Delta y_{i,t} = \alpha + \beta_1 \Delta y_{i,t-1} + \beta_2 \Delta stock_{i,t} + \beta_3 \Delta CESI_t + \beta_4 \Delta exch_t + \sum_{j=1}^6 \gamma_j APP_{j,t+1} + \mu_i + \varepsilon_{i,t}, \quad (4)$$

where $i = 1, \dots, 11$ denotes a specific country and μ_i describes the country-specific fixed effect in the panel regressions. A fixed effects model is chosen because this specification does not need to assume conditional mean independence between country-specific effects and dependent variables across all periods. In any case the difference between both estimators is asymptotically equivalent for large T . Note that time-specific effects are not applicable since the dummy variables already control for events taking place at a certain point of time. Employing the test proposed by Levin et al. (2002) indicates that the panel time series are integrated of order 1 justifying first-difference transformation for the panel specification, too. One might argue that the lagged dependent variable $\Delta y_{i,t-1}$ causes an endogeneity problem. However, Nickell (1981) shows that the bias is of order $\frac{1}{T}$, which is negligible for the present long panel with 2784 observations for each of the 11 yields.¹⁷

Table 4 shows the results of the panel specifications defined in Equation (3) and Equation (4) for each of the three country groupings assuming one-day delayed effects. The results for the control variables remain the same. As above, the lagged dependent variable and CESI both show highly significant and positive estimators. Also, core countries and periphery Countries possess opposite stock market and exchange rate effects. Similarly, both the general and the program-specific announcement effects are similar in all panel groups.

[Table 4 about here]

An announcement taking place this day reduces next day's yield significantly for all country groups. The average general reducing effect is 3.1 bps for aggregated countries while it is only 2.1 points for core countries in contrast to periphery countries with 4.5 bps. Accordingly, the extent is higher in periphery countries for each program. For instance, an ABSPP announcement reduces the yield of core countries by 3.8 bps whereas it reduces that of periphery countries by 7.9 bps on average. Hence, stressed countries are more sensible to announcements than countries that are more solvent. As before, (T)LTRO implies a significantly negative impact on yields while CBPP demonstrates significantly positive announcement effects. The only difference to the previous findings is that in the panel specifications PSPP produces significantly negative estimators while SMP is not significant anymore. The latter is most likely because SMP was designed for Italy and Spain. Pooling with other economies dilutes the country-specific effects.

Table A5 in the Appendix shows the results of the panel specifications of Equation (3) and Equation (4) assuming same-day effects. While the aggregate effect of announcements is not

¹⁷Note that the results remain robust when omitting $\Delta y_{i,t-1}$ underscoring the slim extent of the Nickell bias.

significant in aggregated countries, a significant and positive one appears for core countries and a significant and negative one for periphery countries. Hence, the panel analyses suggest an immediate spread-reducing effect: An ECB's announcement increases core countries' yields while it decreases periphery countries' yields at the same time. More precisely, it increases the yields of core countries by 2.1 bps and decreases those of periphery countries by 6.9 bps on average.

The results justify the separation of euro area economies into two groups. The surprising increase of core countries' yields can potentially be explained by investors who demand a higher risk premium for the yields of those countries that mainly have to finance and guarantee for the asset purchase programs. Hence, while aggregated countries confirm the previous findings, the other groups reveal immediate effects in the panel framework. Regarding the specific program announcements only Core Countries are affected by CSPP, CBPP, PSPP and (T)LTRO. In contrast, the negative influence by SMP is induced by periphery countries confirming the findings in Table A4. A striking observation are the highly significant and negative estimators of ABSPP which are not significant for any country in the baseline specification (cf. Table A4).

3.4 Influence of yield spread on announcement effects

Figure 2 suggests a relationship between a country's solvency rating and the announcement effects. Accordingly, it is conceivable to link the ratings to monetary policy announcements. Market participants are heavily relying on ratings. For example, an institutional investor might be forced to hold a certain fraction of low risky assets (determined by a rating) due to legal regulations or shareholders' preferences. Another example could be that a specific rating is a prerequisite for a bond to be eligible to act as a security or collateral. Consequently, ratings play a major role for government bonds and it seems reasonable that they impact the extent to which bonds react to monetary policy announcements.

Therefore, the model is extended to test for interaction effects. This accounts for the effect that each event has its own magnitude. The paper refrains from directly assigning a certain weight to each announcement because it is hard to find an objective reason why one event should be evaluated more effective than another. Additionally, a scaling of the events is necessary that is subject to subjectivity.¹⁸ This is in line with this paper's aim of exclusively analyzing

¹⁸A possible method to determine the magnitude of an event could be to consider media coverage in printed newspapers or social media reactions. Though, the difficulty of arbitrarily classifying the events a certain impact factor remains.

announcement effects ignoring the actual volume of asset purchases, which might be still unclear at the day of the announcement impairing the construction of a weighting scheme. Instead an indirect weight, that is the rating at the day of the announcement, accounts for the timing and circumstances of the announcement.

Ratings are expected to be highly correlated with the respective market yields. Therefore, in order to proxy the ratings on a daily basis, the current spread between the country-specific yield and a risk-free rate is calculated. Following Jäger and Grigoriadis (2017) we use the euro swap rate $Euro\ Swap_t$ in order to be able to keep the German government bond yield: $spread_{i,t} = y_{i,t} - Euro\ Swap_t$.¹⁹ This spread is combined with the dummy variable and added to the regression as an interaction term. Since this extension captures interaction effects among the euro area countries it is reasonable to apply it exclusively to the panel specification. The baseline country-by-country specification only considers the time dimension and is therefore not suitable for this extension. Hence Equation (3) changes to

$$\Delta y_{i,t} = \alpha + \beta_1 \Delta y_{i,t-1} + \beta_2 \Delta stock_{i,t} + \beta_3 \Delta CESI_t + \beta_4 \Delta exch_t + \gamma APA_{t+1} + \sigma APA_{t+1} \times spread_{i,t} + \mu_i + \varepsilon_{i,t} \quad (5)$$

while Equation (4) accordingly becomes

$$\Delta y_{i,t} = \alpha + \beta_1 \Delta y_{i,t-1} + \beta_2 \Delta stock_{i,t} + \beta_3 \Delta CESI_t + \beta_4 \Delta exch_t + \sum_{j=1}^6 \gamma_j APP_{j,t+1} + \sum_{j=1}^6 \sigma_j APP_{j,t+1} \times spread_{i,t} + \mu_i + \varepsilon_{i,t}. \quad (6)$$

As in the previous specifications γ captures the general announcement effect. σ estimates the interaction effect, that is the relevance of the spread in determining the announcement effect. Put differently, σ measures the degree of interaction between current spread and announcement at a certain point of time. By construction, the general effect weights each announcement equally (dummy value is equal to 1 in case of an event) whereas the interaction effect possesses a different weight for each country and each point in time.

The conditioning of the dummy with the current spread is an innovative extension of the

¹⁹The results are similar when using the German government bond yield instead. Merely the interaction effect of ABSPP becomes insignificant for periphery countries and the interaction effect of CSPP becomes insignificant for core countries. We continue the analysis using $Euro\ Swap_t$ because maintaining Germany in the analysis gives 2,784 additional observations.

literature. While the spread is typically used as the dependent variable, to the best of our knowledge it has not been yet employed to disentangle announcement effects in the event study methodology. If the interaction term turns out to be significant, then the yield (and thus the relative spread among countries) is not only determined by the monetary policy announcements but the spread itself influences the extent to which yields react to an announcement.

Table 5 shows the results of the panel specifications defined in Equation (5) and Equation (6) for each of the three country groupings assuming one-day delayed effects. Regarding the generalized announcement effect the estimates of γ are almost the same in each specification meaning that every country group reacts similarly to an announcement. periphery countries shows just a marginally stronger reaction of 0.5 basis points compared to core countries (-0.0275 versus -0.0225). However, the estimators of σ are highly significant for aggregated countries and periphery countries but not for core countries. This implies that the current spread reinforces yield reactions to ECB's monetary policy announcements for less solvent countries but it is irrelevant for the more solvent group. In consequence, the difference in yield reduction observed in Table 4 can be attributed to the newly introduced interaction term $APA_{t+1} \times spread_{i,t}$.

[Table 5 about here]

Regarding the program-specific effects it is worth emphasizing that introducing the interaction effects does not modify the general effects presented in Table 4. As a result, the conclusions of Section 3.3 are robust to the inclusion of interaction effects. The program-specific effects of σ_j give further insights, though. First, when comparing core countries with periphery countries specification, the interaction effects are conflicting for each program. The significantly negative general effects on yields γ_j of ABSPP, PSPP and (T)LTRO coincide with significant interaction effects σ_j for periphery countries while core countries do not show interaction effects for those programs. In contrast, σ_j of CSPP, CBPP and SMP is significant for core countries coinciding with the positive general effect γ_j of CBPP and SMP. As a result, interaction effects appearing in periphery countries tend to foster the general yield-reducing announcement effects whereas interaction effects appearing in core countries tend to explain a part of general yield-increasing announcement effects. Second, the interaction effects σ_j of aggregated countries are less conclusive. In half of the programs they are significant (ABSPP, CSPP, (T)LTRO) meaning that only for these programs one country group dominates the aggregate specification while in the other programs (CBPP, PSPP, SMP) the opposing effects of core countries and periphery countries

seem to cancel out each other.²⁰ Hence, these results are in favor of a separation between core countries and periphery countries in the analysis.

As a result, the country's risk rating represented by current yield spreads plays a decisive role in determining short-term yield reactions to monetary policy announcements. There seems to be a significant interaction between yield spreads and market reactions to ECB announcements. Hence, the innovative inclusion of interaction effects supports the previous findings and is one explanation why the spreads reduce over time: The higher a spread is for the country-specific bond, the stronger is the interaction effect with the dummy reinforcing the announcement effect, which promotes a convergence in yields between euro area members. Accordingly, the presence of a high spread/unfavorable rating reinforces the announcement effects implying that ECB's monetary policy communication is more effective in times of a yield divergence within the euro area.

In sum, the results reveal a one-day delay of the government bond yield market in its reaction to ECB's asset purchase program announcements. This is astonishing because one would expect an immediate effect in the frequently trading financial markets, notably in the light of close price data used in the analysis. The observed delayed effect challenges event studies like Falagiarda and Reitz (2015) who neither detect anticipated nor delayed effects, and recent ones like Urbschat and Watzka (2017) that find significant effects for the euro area bond market only on the announcement day itself. In contrast to their findings, this paper does not suggest any immediate impacts on the individual country level.

The varying extent of the yield-reducing effect among core countries and periphery countries is in line with the literature. The analysis suggests a general reduction of yields in response to an ECB's asset purchase announcement. It contributes to the literature by quantifying the reducing effect for each individual country. Additionally, it is possible to observe a ranking: The better the solvency rating for a country is, the lower is the reducing effect on the corresponding bond yield. It is not possible to claim consistent program-specific effects. This is most likely because of announcement days addressing several programs at the same time. The panel analysis justifies the separation of both country groups and reveals interaction effects between announcements and the current yield spread level.²¹ Nevertheless, the country-by-country analysis is more suitable because it allows to measure the impact on a particular economy.

²⁰The significant interaction effects of ABSSP and (T)LTRO for Euro Countries are in line with periphery countries whereas that of CSPP is consistent with core countries.

²¹Note that the results are robust to assigning Belgium to periphery Countries.

4 Robustness checks

Several robustness checks are considered to challenge the previous findings. First, the choice of events is modified in different ways. Second, alternative variables are implemented.²² The results of the subsequent robustness checks are not explicitly displayed for the sake of parsimony but available upon request.

4.1 Choice of events

Considering each event separately: Several studies consider each event separately by using one dummy for every single announcement (e.g. Falagiarda and Reitz (2015), Ambler and Rumler (2017)). Therefore, this methodology is adopted as a robustness check. The results for the separate and panel case are similar. All event dates' coefficients are highly significant but the results are not interpretable. This is due to the utilization of Newey-West standard errors. Fomby and Murfin (2005) explain this issue with econometric terms. Arbitrarily selected event dates all seem to be highly significant even without any specific event happening at the chosen event because heteroscedastic and autocorrelation robust standard errors' t-statistics are spuriously identified. Ford et al. (2010) illustrate this problem in a financial event study.

Initial events only: The alternative choice of only the 6 initial events of each program tests for the hypothesis of diminishing effects. These pivotal events should show the strongest effects. This approach assumes that repeating announcements do not provide new information. In consequence, investors do not amend their choices because there is not any surprise in these announcements. An advantage of this approach is that every program is weighed equally using its first announcement only. By construction a distinction between the programs cannot be made as an analysis considering each event separately is not feasible as discussed in the previous paragraph.

Only the yields of Germany, the Netherlands and Finland are positively affected by announcements in the immediate case. This is supported by the panel regression showing a positive impact for core countries. Therefore, the initial effects are the main drivers for the result obtained for the panel regressions assuming immediate effects.

For the delayed case, the negative impact is only significant for core countries while periphery countries are not affected by initial announcements. The issue that periphery countries do not

²²All additional introduced variables can be found in the descriptive statistics in Table A2.

react to the announcement events is puzzling, especially considering a negative impact on yields for both groups in the panel regressions. One explanation could be that investors need additional confirmation to change their perception on periphery countries. On the initial announcement day they are still skeptical about future development. After a confirming announcement they trust the policy change and adopt their expectations accordingly. Consequently, the results highlight that repeated announcements do matter.

Excluding (T)LTRO: One might argue that the (T)LTROs are part of conventional monetary policy because they are very close to the conventional LTRO. Therefore, the regression is carried out without the announcements denoted with (T)LTRO in Table A1. Hence, 18 events remain and the time span starts from 2009 as there are not other types of events before.

In fact, while dropping these 5 (pure) (T)LTRO events in question the results for the immediate case persist. In contrast, a striking difference can be found in the delayed case where only the yields of core countries have significantly negative estimators. This is contrary to the argument of shrinking spreads in response to announcements. This implies that (T)LTRO announcements are crucial for the reducing effect in stressed economies. Hence, it is reasonable to keep (T)LTRO events in the analysis. The panel analysis is not responsive to this modification for both same-day and delayed effects.

Including events of technical details: Technical details of the asset purchase programs are announced by the ECB regularly. Investors should not react to these announcements as they do not change the situation on financial markets substantially. To test for this hypothesis, events regarding details of the programs are added. Table A1 lists all relevant 69 events; (T)LTRO is the dominating program.

For the immediate case, the yields of Germany and the Netherlands have positive and significant estimators while for the delayed case there are significantly negative estimators for countries mainly adhering to periphery countries (Austria, Belgium, Spain, Italy, Ireland, Portugal). This is in line with the previous findings stating little immediate but substantial delayed negative effects. Regarding the program-specific effects, the results are almost identical, only in the immediate case CSPP is now significant instead of (T)LTRO.

Overall, adding events that provide technical details does not change the results. Put differently, they are not relevant and can be omitted. The persisting panel results support this hypothesis. However, it is worth noting that when considering all 69 events, core countries

do not seem to be impacted any more.

Regime shift: Afonso et al. (2018) detect a new bond-pricing regime for sovereign yields after the OMT announcement. The speech by Mario Draghi on July 26, 2012 might effectively have changed the perception of monetary policy announcements in general. Therefore, the data sample is split up into a pre-period and into a post-period with respect to this speech. The amount of announcements reduces accordingly to 9 events before and 14 events after the speech, which impairs the program-specific analysis. For the general delayed effects specification, the estimators for Portugal, Ireland and Greece become insignificant in the post-period. It is conceivable that after the speech the market participants are harder to surprise impairing the announcement effects. For the pre-period, all estimators except for Greece and Belgium become insignificant. Hence, splitting the data sample and thus the events into smaller fractions makes the results non-interpretable.

To keep the amount of events stable, an alternative specification adds another dummy taking the value of 1 for the time after the regime shift, and 0 otherwise. The results are robust to the inclusion of this regime dummy implying that announcement effects are not specific to a certain point of time but hold for the whole examination period.

Random selection: One might argue that the significant impact of the 23 chosen events is merely a statistical coincidence. Therefore, iteratively 23 events are randomly drawn from the data sample and employed in the analysis. Even after 30 iterations the results clearly indicate that there is no impact of any randomly chosen event set on government bond yields. Similarly, to control for reactions to monetary policy announcements independent of its content, 23 dates are randomly drawn from the 132 monetary policy press releases made by the ECB during the observation period. Another draw of 23 events is made from the 69 ECB announcements listed in Table A1. Both tests do not produce any significant results, either. Hence, a monetary press release per se does not affect government bond yields. This underlines the appropriateness of the chosen events.

The previous robustness checks demonstrate that the number of events is crucial to the results. In general, a trade-off exists: Taking few events (initial events, no (T)LTRO) makes the estimators of core countries significant while those of periphery countries become insignificant. In contrast, employing lots of events (technical details) makes the estimators of periphery countries significant while those of core countries become insignificant. One should bear in mind

this sensitivity when comparing the present findings with other studies. After all the best way is to find economic arguments why to include the events ignoring the total number of chosen events. It has been decided to keep the baseline scenario of 23 events outlined in Section 2 as a middle way. It generates an economically meaningful result showing that both country groups are impacted by asset purchase program announcements – just the extent differs.

4.2 Choice of variables

Choice of control variables: All applied control variables show highly significant estimators justifying their implementation. However, some alternative choices are discussed. First, the CESI could be the main driver in determining yields whereas the stock markets and the exchange rate markets merely move according to the CESI. Therefore, they are omitted. Following the contrary reasoning, a second test is to omit CESI instead claiming that macroeconomic shocks are already reflected in the exchange rate and stock markets. Third, omitting the exchange rate controls for the argument that exchange rate movements and interest rates due to international arbitrage considerations are negligible. The results do not change considerably in response to these tests highlighting that the chosen events are the main drivers in determining short-term yield dynamics.

Instead of CESI, several other indices are implemented to control for macroeconomic surprises. On the one hand, the Morgan Stanley Capital International (MSCI) Europe Index as suggested by Jäger and Grigoriadis (2017) controls for European-wide events. In line with Haitsma et al. (2016) the MSCI Europe excluding Europe index is added to control for macroeconomic events outside Europe. On the other hand, country-specific MSCI indices replace the global variables to see whether the estimates improve. While the MSCI World index does not give a significant estimator, the other two indices are suitable control variables showing highly significant estimators: In case of MSCI Europe, there is a positive sign meaning that an increase in this index raises government bond yields. In case of country-specific MSCI indices, however, the impact varies across countries producing 3 significantly positive, 4 significantly negative, and 4 non-significant estimators. This implies that a European surprise index as the CESI or the MSCI Europe are most suitable control variables for global surprises. Most importantly, the estimators of APA_t and APA_{t+1} are invariant to the use of control variables.²³ As a result,

²³The only exception is that the estimator of Greece becomes insignificant for the delayed case when using country-specific MSCI indices. Though, this is negligible because MSCI Europe as a control variable performs better than their country-specific counterparts.

the main results are robust to these variations.

The results hold employing the surprise and uncertainty indices developed by Scotti (2016). The results do not change, either, when adding the iTraxx Europe index to depict the investors' preference for risk.

Effect on control variables: One might argue that monetary policy announcements directly affect the stock market. Haitsma et al. (2016) find that unconventional monetary policy surprises do impact European stocks while Fausch and Sigonius (2018) detect significant reactions for German stock returns. If this holds to be true for the country-specific stocks, the application of both APA_t and $\Delta stock_t$ as independent variables is not feasible. To test for it, the country-specific stock market indices are taken as dependent variable. Hence, Δy_t is replaced by $\Delta stock_t$ in Equations (1) and (2). Likewise, $\Delta y_{i,t}$ is replaced by $\Delta stock_{i,t}$ in Equations (3) and (4).

The results demonstrate that ECB's announcements neither have an immediate nor a delayed direct effect on the stock market indices. Hence, the choice of $\Delta stock_{i,t}$ as independent variable is appropriate. The announcements only have an indirect effect on the stock markets in the medium-term as higher liquidity induces rising asset prices.

Similarly, if the announcements directly impact global indicators as the exchange rate and the CESI, it is not feasible to include them as control variables. Therefore, $\Delta CESI_t$ and $\Delta exch_t$ analogously replace Δy_t as dependent variable to control for interaction effects with APA_t . Showing insignificant estimators for each specification, ECB's announcements neither have an immediate nor a delayed direct effect on the CESI or the exchange rate.

Yield spreads as dependent variable: Using the spread defined in Section 3.4 as dependent variable instead of the level the results and hence the conclusions remain the same. Taking the German yield as numeraire instead to calculate the spread give similar results except there is no output for the German yields by definition. Put differently, the study confirms the spread-reducing effects worked out in related literature.

Variables in growth rates: Growth rates might be more suitable to compare yield dynamics of the various countries. First-differences only take the absolute differences into account independent of the level in the respective country. For instance, periphery countries typically state higher absolute changes in yields than core countries due to its higher yield level. In contrast, if one considers growth rates instead one corrects for this shortcoming by dividing by the absolute level. This might weaken the observed differences among the countries.

When using growth rates variables the results assuming immediate effects only change in the way that the control variables get insignificant. For the one-day delayed effects, however, the estimators of APA_{t+1} for Germany, the Netherlands and Finland become insignificant. In consequence, the estimator of APA_{t+1} becomes insignificant for core countries in the panel specification. In addition, the coefficients of APA_{t+1} for periphery countries are lower than those of France, Austria, and Belgium. Hence, the utilization of growth rates instead of first-differences relativizes the previously found differences between both country groups. Nevertheless, the first-difference analysis is more suitable for policy analysis because it provides the absolute changes in yields. These are more relevant for the countries because they correspond to the overall short-term costs/benefits of a euro area government's refinancing conditions in response to an ECB's asset purchase announcement. Moreover, investors are more interested in the absolute yield changes that represent actual profits/losses than in an abstract growth number.

In sum, when employing different data as control variables, the results remain unchanged for a given event set. Thus, we are quite confident with the results.

5 Conclusion

This study evaluates short-term effects of ECB's asset purchase program announcements on 10-year government bond yields from January 1, 2007 to August 31, 2017. It distinguishes between more solvent countries (Austria, Belgium, Finland, France, Germany, the Netherlands) and less solvent ones (Greece, Ireland, Italy, Portugal, Spain). The general and program-specific effects are evaluated by considering key announcement events.

The contribution to the literature is threefold. First, this event study is the first to find that the effects of ECB's asset purchase announcements on government bond yields arise with a one-day delay. This means the government bond market takes some time to react to central bank announcements. This is astonishing because one would expect an immediate effect in the frequently trading financial markets, notably in the light of close price data used in the analysis. A reason for the delay might be the locus of transactions and agents who trade: institutional investors trade government bonds OTC on trading floors. In the light of this delay working with daily data seems appropriate to assess announcement effects on the bond markets. The use of more frequent data such as hours or minutes intervals is not likely to give additional insights in

future research.²⁴

Second, the study quantifies different degrees of investors' reaction across the countries under consideration. The same announcement triggers varying expectations according to a specific economy. In this way, the ECB can observe the perception of its announcements in different economies. This is an important aspect for the ECB when deciding on a common monetary policy. More specifically, the extent of yield reduction seems inversely related to the solvency rating of the corresponding country. This implies that those countries suffering most from investors' skepticism profited most in terms of yield reductions. The varying extent of the yield-reducing effect among core countries and periphery countries is in line with recent literature (e.g. Urbschat and Watzka (2017), Bulligan and Monache (2018)) but gives additional insights. The reduction of the spread is due to a stronger fall in the yields of the less solvent countries compared to the more solvent countries' bond yields in reaction to an ECB's asset purchase announcement. It underlines that the risk premium is higher for periphery countries while there is not much leeway in risk premium reduction for core countries. This means all yields react the same way and only the extent differs. Hence, the announcements lead to a convergence of government bond yields that is in the interest of a central bank responsible for several economies. A group-wise panel analysis confirms the separation of both country groups.

Third, we extend the model to test for interaction effects. By letting the announcement dummy variable interact with the current spread level the solvency rating is represented in the event study, which is an innovation in this strand of literature. We find that interaction effects appearing in periphery countries tend to foster the general yield-reducing announcement effects whereas interaction effects appearing in core countries tend to explain a part of general yield-increasing announcement effects. This implies that the current spread reinforces short-term yield reactions to ECB's monetary policy announcements for less solvent countries but it is irrelevant for the more solvent group. Hence, the innovative inclusion of interaction effects supports the previous findings and is one explanation why the spreads reduce over time: The higher a spread is for the country-specific bond, the stronger is the interaction effect with the dummy reinforcing the announcement effect, which promotes a convergence in yields between euro area members. Accordingly, the presence of a high spread/unfavorable rating reinforces the announcement effects implying that ECB's monetary policy communication is more effective in

²⁴This study stands in contrast to a strand of literature that uses intraday data to identify monetary policy shocks. For instance, Gürkaynak et al. (2005), Gertler and Karadi (2015) and Jarociński and Karadi (2018) apply tight time windows of thirty minutes around a monetary policy announcement.

times of a yield divergence within the euro area.

Mixed results for program-specific announcements lead to an ambiguous conclusion. The analysis suggests a general reduction of yields in response to an ECB's asset purchase program announcement. However, it is not possible to claim consistent program-specific effects. Only ABSPP and (T)LTRO work in the expected direction. Counterintuitively, SMP and CBPP even show positive announcement effects on some countries' yields while PSPP and CSPP announcements have no influence. Hence, investors seem to be sensible to the type of program announcement. The panel analysis confirms these findings. However, several programs are mentioned concomitantly on half of the event dates which impairs the program-specific analysis.

The study proves that the quantitative effect of asset purchase announcements depends on the number of chosen events. Employing different data as control variables, the results are robust for a given event set. Overall, the study provides evidence that one has to differentiate the effects of asset purchase program announcements by the ECB on its member countries. Although the ECB's aim is to target an aggregate European market, subsequent studies should keep in mind that its actions potentially have differing effects in national markets. Finally, it would be interesting to see if the reverse effect can be detected in the hypothetical case of asset redemption announcements in the future or the exit from the non-standard monetary policy in general.

References

- Afonso, A., Arghyrou, M. G., Gadea, M. D., and Kontonikas, A. (2018). ‘Whatever it takes’ to resolve the European sovereign debt crisis? Bond pricing regime switches and monetary policy effects. *Journal of International Money and Finance*, 86:1–30.
- Altavilla, C., Giannone, D., and Lenza, M. (2016). The Financial and Macroeconomic Effects of the OMT Announcements. *International Journal of Central Banking*, 12(3):29–57.
- Altavilla, C., Motto, R., and Carboni, G. (2015). Asset purchase programmes and financial markets: lessons from the euro area. *European Central Bank Working Paper Series*, no. 1864.
- Ambler, S. and Rumler, F. (2017). The Effectiveness of Unconventional Monetary Policy Announcements in the Euro Area: An Event and Econometric Study. *Oesterreichische Nationalbank Working Paper Series*, no 212.
- Baker, S. R., Bloom, N., and Davis, S. J. (2016). Measuring Economic Policy Uncertainty. *The Quarterly Journal of Economics*, 131(4):1593–1636.
- Bernanke, B. S., Reinhart, V. R., and Sack, B. P. (2004). Monetary Policy Alternatives at the Zero Bound: An Empirical Assessment. *Brookings Papers on Economic Activity*, 35(2):1–100.
- Börsen-Zeitung (2018). Accessed on January 23, 2018 via <https://www.boersen-zeitung.de/index.php?li=312&subm=laender>.
- Briciu, L. and Lisi, G. (2015). An event-study analysis of ECB balance sheet policies since October 2008. *Economics Brief*, no. 1, European Commission.
- Bulligan, G. and Monache, D. D. (2018). Financial markets effects of ECB unconventional monetary policy announcements. *Questioni di Economia e Finanza (Occasional Papers)*, no. 424, Bank of Italy, Economic Research and International Relations Area.
- Christensen, J. H. and Krogstrup, S. (2018). Transmission of quantitative easing: The role of central bank reserves. *The Economic Journal*, forthcoming.
- Eser, F. and Schwaab, B. (2016). Evaluating the impact of unconventional monetary policy measures: Empirical evidence from the ECB’s Securities Markets Programme. *Journal of Financial Economics*, 119(1):147–167.
- Falagiarda, M. and Reitz, S. (2015). Announcements of ECB unconventional programs: Implications for the sovereign spreads of stressed euro area countries. *Journal of International Money and Finance*, 53(C):276–295.
- Fausch, J. and Sigonius, M. (2018). The impact of ECB monetary policy surprises on the German stock market. *Journal of Macroeconomics*, 55(C):46–63.
- Fomby, T. B. and Murfin, J. R. (2005). Inconsistency of HAC standard errors in event studies with i.i.d. errors. *Applied Financial Economics Letters*, 1(4):239–242.
- Ford, G., Jackson, J., and Skinner, S. (2010). HAC Standard Errors and the Event Study Methodology: A Cautionary Note. *Applied Economics Letters*, 17(12):1153–1156.
- Gagnon, J., Raskin, M., Remache, J., and Sack, B. (2011). The Financial Market Effects of the Federal Reserve’s Large-Scale Asset Purchases. *International Journal of Central Banking*, 7(1):3–43.
- Georgiadis, G. and Gräb, J. (2016). Global financial market impact of the announcement of the ECB’s asset purchase programme. *Journal of Financial Stability*, 26(C):257–265.

- Gertler, M. and Karadi, P. (2015). Monetary Policy Surprises, Credit Costs, and Economic Activity. *American Economic Journal: Macroeconomics*, 7(1):44–76.
- Glick, R. and Leduc, S. (2012). Central bank announcements of asset purchases and the impact on global financial and commodity markets. *Journal of International Money and Finance*, 31(8):2078–2101.
- Gros, D. (2018). The QE Placebo. Presentation held at: *The ECB and its Watchers XIX, March 14, 2018*.
- Gürkaynak, R. S., Sack, B., and Swanson, E. (2005). Do Actions Speak Louder Than Words? The Response of Asset Prices to Monetary Policy Actions and Statements. *International Journal of Central Banking*, 1(1).
- Haitsma, R., Unalmis, D., and de Haan, J. (2016). The impact of the ECB’s conventional and unconventional monetary policies on stock markets. *Journal of Macroeconomics*, 48(C):101–116.
- Jäger, J. and Grigoriadis, T. (2017). The effectiveness of the ECBs unconventional monetary policy: Comparative evidence from crisis and non-crisis Euro-area countries. *Journal of International Money and Finance*, 78(C):21–43.
- Jarociński, M. and Karadi, P. (2018). Deconstructing monetary policy surprises: the role of information shocks. *European Central Bank Working Paper Series*, no. 2133.
- Joyce, M. A. S., Lasaosa, A., Stevens, I., and Tong, M. (2011). The Financial Market Impact of Quantitative Easing in the United Kingdom. *International Journal of Central Banking*, 7(3):113–161.
- Levin, A., Lin, C.-F., and James Chu, C.-S. (2002). Unit root tests in panel data: asymptotic and finite-sample properties. *Journal of Econometrics*, 108(1):1–24.
- Moessner, R. (2015). Reactions of real yields and inflation expectations to forward guidance in the United States. *Applied Economics*, 47(26):2671–2682.
- Neugebauer, F., Fendel, R., and Niederhagen, N. (2017). A Note on the Reactions of Real Yields to Different Types of Forward Guidance in the US. *Economics Bulletin*, 37(4):2703–2710.
- Nickell, S. J. (1981). Biases in Dynamic Models with Fixed Effects. *Econometrica*, 49(6):1417–1426.
- Scotti, C. (2016). Surprise and uncertainty indexes: Real-time aggregation of real-activity macro-surprises. *Journal of Monetary Economics*, 82(C):1–19.
- Szczerbowicz, U. (2015). The ECB Unconventional Monetary Policies: Have They Lowered Market Borrowing Costs for Banks and Governments? *International Journal of Central Banking*, 11(4):91–127.
- Urbschat, F. and Watzka, S. (2017). Quantitative Easing in the Euro Area - An Event Study Approach. *CESifo Working Paper Series*, no. 6709.

Figure 1: Event window

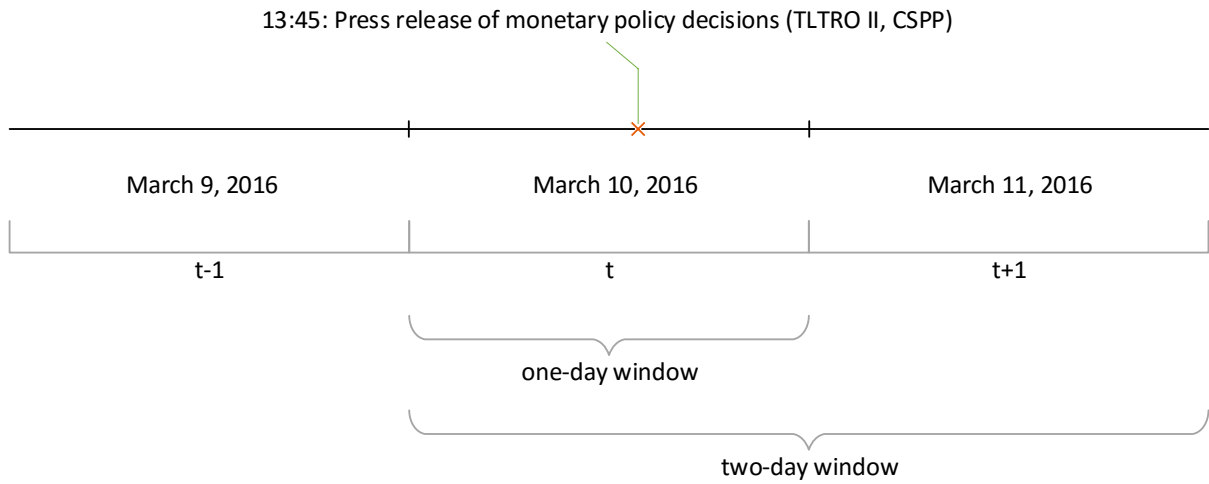
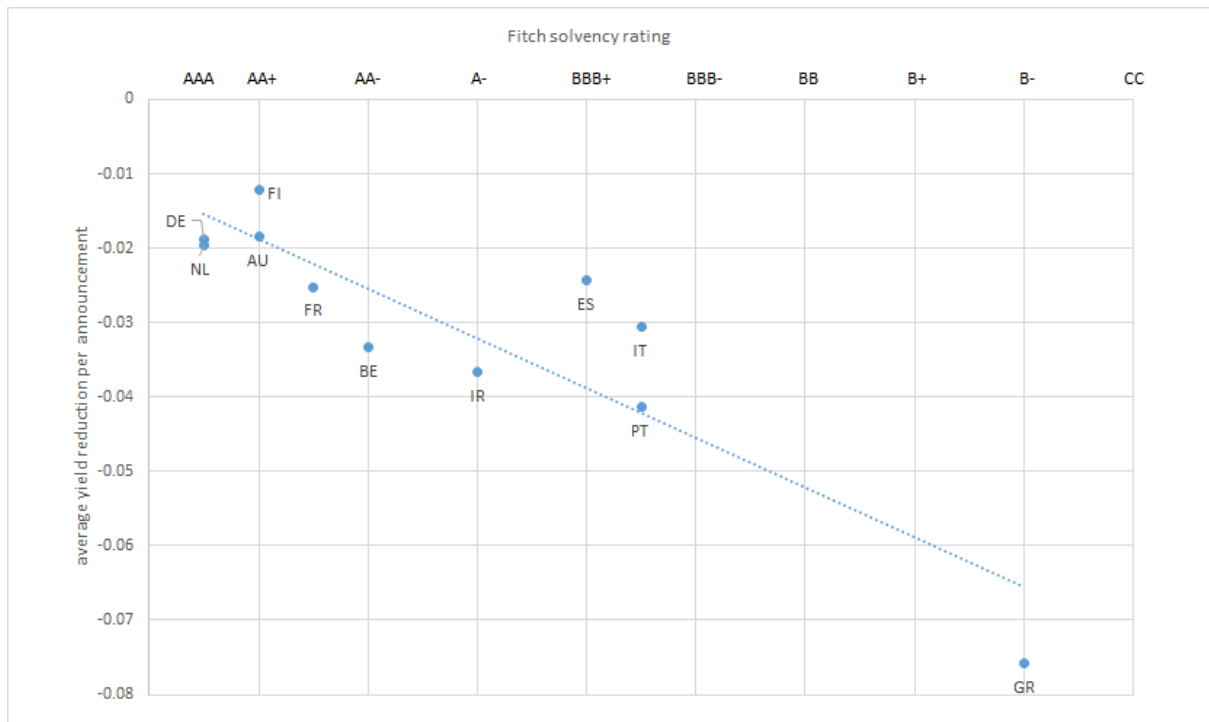


Figure 2: Relationship between country's yield reduction and solvency rating



The trend line suggests the following relationship: $yield\ reduction = -0.012 - 0.0033 \cdot ranking$; $R^2 = 0.797$, t-values -3.0 and -5.9, respectively. For details on the ratings, see Table A3 in the Appendix. The Fitch rating is scaled as 1 unit per step, meaning AAA is represented by 1 while D translates to 21. A similar pattern emerges when using the Moody's or S&P rating.

Table 1: Immediate effects of ECB announcements on 10-year government bond yields

	Δy_{t-1}	$\Delta stock_t$	$\Delta CESI_t$	$\Delta exch_t$	APA_t
Δy_{DE}	0.0828***	0.000161***	0.000441***	0.667***	0.0306**
Δy_{FR}	0.0642***	0.000209***	0.000574***	0.167	0.0291**
Δy_{NL}	0.0791***	0.00297***	0.000497***	0.457***	0.0219
Δy_{AU}	0.0829***	0.000287***	0.000600***	0.112	0.0154
Δy_{FI}	0.0644***	0.000139***	0.000484***	0.502***	0.0156
Δy_{BE}	0.191***	0.000185***	0.000511***	-0.176	0.00891
Δy_{ES}	0.205***	-5.23E-05***	0.000625***	-0.900***	-0.0446
Δy_{IT}	0.102***	-3.38E-05***	0.000520***	-0.723***	-0.0298
Δy_{IR}	0.232***	1.10E-05	0.000644**	-0.932***	-0.0347
Δy_{GR}	0.0960**	-0.00121***	0.00137	-2.459*	-0.167
Δy_{PT}	0.242***	-0.000212***	0.000429	-0.992***	-0.0543

Note: 2,782 Observations. ***, **, and * denote 1%, 5%, and 10% significance levels, respectively. Newey-West-adjusted standard errors. Constant omitted. The horizontal middle line separates core countries (above) and periphery countries (below). Sample period: January 1, 2007 to August 31, 2017.

Table 2: One-day delayed effects of ECB announcements on 10-year government bond yields

	Δy_{t-1}	$\Delta stock_t$	$\Delta CESI_t$	$\Delta exch_t$	APA_{t+1}
Δy_{DE}	0.0857***	0.000161***	0.000449***	0.664***	-0.0188**
Δy_{FR}	0.0677***	0.000210***	0.000584***	0.164	-0.0252***
Δy_{NL}	0.0815***	0.00298***	0.000504***	0.454***	-0.0195**
Δy_{AU}	0.0846***	0.000288***	0.000606***	0.11	-0.0185**
Δy_{FI}	0.0656***	0.000139***	0.000489***	0.500***	-0.0121
Δy_{BE}	0.193***	0.000186***	0.000521***	-0.177	-0.0333***
Δy_{ES}	0.202***	-5.30E-05***	0.000628***	-0.894***	-0.0243**
Δy_{IT}	0.100***	-3.39E-05***	0.000525***	-0.719***	-0.0306**
Δy_{IR}	0.232***	1.24E-05	0.000651***	-0.930***	-0.0366
Δy_{GR}	0.0954**	-0.00122***	0.00137	-2.443*	-0.0758**
Δy_{PT}	0.241***	-0.000214***	0.000436	-0.983***	-0.0414**

Note: 2,782 Observations. ***, **, and * denote 1%, 5%, and 10% significance levels, respectively. Newey-West-adjusted standard errors. Constant omitted. The horizontal middle line separates core countries (above) and periphery countries (below). Sample period: January 1, 2007 to August 31, 2017.

Table 3: One-day delayed effects of program-specific ECB announcements on 10-year government bond yields

Country	$ABSPP_{t+1}$	$CSPP_{t+1}$	$CBPP_{t+1}$	$PSPP_{t+1}$	$(T)LTRO_{t+1}$	SMP_{t+1}
Δy_{DE}	-0.0401***	-0.00455	0.0515***	-0.0156	-0.0338***	0.0135*
Δy_{FR}	-0.0223	-0.0192	0.0404*	-0.00928	-0.0560***	0.0528***
Δy_{NL}	-0.0383***	-0.0204	0.0489***	-0.00471	-0.0362***	0.0339***
Δy_{AU}	-0.0459***	-0.00736	0.0431***	0.00351	-0.0403***	0.0242**
Δy_{FI}	-0.0490***	0.0103	0.0437***	-0.00999	-0.0303*	0.0371***
Δy_{BE}	-0.0302	0.00969	0.0135	-0.00462	-0.0482***	-0.00274
Δy_{ES}	-0.0563*	0.0333	0.0285	-0.0215	-0.0434**	0.0777***
Δy_{IT}	-0.0584	0.00559	0.0630**	-0.0238	-0.0515***	-0.000282
Δy_{IR}	-0.0607**	0.0431	0.0151	-0.0047	-0.00594	-0.177
Δy_{GR}	-0.150***	0.069	0.103***	-0.023	-0.160***	0.0218
Δy_{PT}	-0.0314	-0.0176	0.0453	-0.0218	-0.039	-0.0918

Note: 2,782 Observations. ***, **, and * denote 1%, 5%, and 10% significance levels, respectively. Newey-West-adjusted standard errors. Δy_{t-1} , $\Delta stock_t$, $\Delta CESI_t$, $\Delta exch_t$ and constant omitted. The horizontal middle line separates core countries (above) and periphery countries (below). Sample period: January 1, 2007 to August 31, 2017.

Table 4: Panel Regression one-day delayed effects

specification	11 aggregated countries		6 core countries		5 periphery countries	
	(3)	(4)	(3)	(4)	(3)	(4)
Δy_{t-1}	0.104***	0.104***	0.101***	0.100***	0.104***	0.104***
$\Delta stock_t$	-2.30E-05	-2.31E-05	0.000171***	0.000170***	-5.18E-05*	-5.20E-05*
$\Delta exch_t$	-0.374	-0.391	0.336*	0.328*	-1.384**	-1.413**
$\Delta CESI_t$	0.000642***	0.000631***	0.000523***	0.000515***	0.000764***	0.000751***
$ABSPP_{t+1}$		-0.0576***		-0.0381***		-0.0788**
$CSPP_{t+1}$		0.0159		-0.00375		0.0355
$CBPP_{t+1}$		0.0442***		0.0399***		0.0515**
$PSPP_{t+1}$		-0.0113**		-0.00617*		-0.0221**
$(T)LTRO_{t+1}$		-0.0497***		-0.0409***		-0.0607*
SMP_{t+1}		-0.0164		0.0247**		-0.0723
APA_{t+1}	-0.0309***		-0.0210***		-0.0448***	
R^2	0.012	0.012	0.096	0.099	0.014	0.014

Note: 30,602 Observations. ***, **, and * denote 1%, 5%, and 10% significance levels, respectively. Newey-West-adjusted standard errors. Constant omitted. Sample period: January 1, 2007 to August 31, 2017.

Table 5: Panel Regression one-day delayed effects: inclusion of spread interaction

		11 aggregated countries	6 core countries	5 periphery countries
generalized effect	γ	-0.0227***	-0.0225***	-0.0275***
	σ	-0.00761***	-0.0128	-0.00689***
ABSPP	γ_j	-0.0467***	-0.0458***	-0.0516***
	σ_j	-0.0112**	-0.0353	-0.0120*
CSPP	γ_j	0.0117	0.0112	0.0345
	σ_j	0.00687**	0.155*	0.00367
CBPP	γ_j	0.0424***	0.0440***	0.0428**
	σ_j	0.000135	-0.0523**	0.00109
PSPP	γ_j	-0.0143**	-0.0125**	-0.0365*
	σ_j	0.00256	-0.0480	0.00617**
(T)LTRO	γ_j	-0.0430***	-0.0389***	-0.0433***
	σ_j	-0.0106***	-0.00562	-0.0108**
SMP	γ_j	0.0218*	0.0254**	-0.00213
	σ_j	-0.0208	-0.0420*	-0.0177

Note: 30,602 Observations. ***, **, and * denote 1%, 5%, and 10% significance levels, respectively. Newey-West-adjusted standard errors. Constant and control variables omitted. Sample period: January 1, 2007 to August 31, 2017. The solid line separates the baseline and program-specific analysis. The upper part presents coefficients belonging to Equation (5) while the lower part presents those of Equation (6). The dashed lines further separate the lower part according to the different asset purchase programs.

Appendix

Table A1: Overview of ECB's program announcements

Announcement date	Program	measure/statement
July 20, 2017	EAPP	<i>Repetition/confirmation of decided measures.</i>
June 8, 2017	EAPP	<i>Repetition/confirmation of decided measures.</i>
April 27, 2017	EAPP	<i>Repetition/confirmation of decided measures.</i>
January 19, 2017	EAPP details	ECB provides further details on EAPP purchases of assets with yields below the deposit facility rate; GovC confirms that it will continue to make purchases under the asset purchase programme (EAPP) at the current monthly pace of €80 billion until the end of March 2017 and that, <i>from April 2017, the net asset purchases are intended to continue at a monthly pace of €60 billion until the end of December 2017, or beyond, if necessary, and in any case until the GovC sees a sustained adjustment in the path of inflation consistent with its inflation aim.</i>
December 15, 2016	ABSPP	Eurosystem to <i>take up all asset management tasks in the ABSPP from 1 April 2017.</i>
December 8, 2016	PSPP, EAPP, (T)LTRO	Eurosystem introduces <i>cash collateral for PSPP securities</i> lending facilities; ECB adjusts parameters of its asset purchase programme; <i>GovC decided to continue its purchases under the asset purchase programme (EAPP) at the current monthly pace of €80 billion until the end of March 2017. From April 2017, the net asset purchases are intended to continue at a monthly pace of €60 billion until the end of December 2017.</i>
June 2, 2016	CSPP	ECB announces remaining details of the corporate sector purchase programme (CSPP)
June 1, 2016	CSPP	ECB decision about CSPP
May 3, 2016	TLTRO II	ECB publishes legal acts relating to the second series of targeted longer-term refinancing operations ((T)LTRO II)
April 21, 2016	CSPP	ECB announces details of the corporate sector purchase programme (CSPP)
March 10, 2016	(T)LTRO II, CSPP	ECB announces new series of targeted longer-term refinancing operations ((T)LTRO II); ECB adds corporate sector purchase programme (CSPP) to the asset purchase programme (EAPP) and announces changes to EAPP. <i>Extension EAPP at least until March 2017.</i>
December 3, 2015	EAPP	Details implementation of ABSPP.
September 10, 2015	ABSPP	<i>ECB announces expanded asset purchase programme (EAPP) including governments, agencies and European institutions, ABSPP and CBPP3: 'add the purchase of sovereign bonds to its existing private sector asset purchase programmes'</i>
January 22, 2015	EAPP, ABSPP, CBPP3, (T)LTRO II	Amount allotted in the second (T)LTRO €129.84 billion Evidently we are convinced that a <i>QE programme</i> which could <i>include sovereign bonds</i> falls within our mandate. (M. Draghi)
December 11, 2014	(T)LTRO	'we will have to consider buying other assets, including sovereign bonds in the secondary market' (V. Constâncio)
December 4, 2014	PSPP	ECB's legal decision on ABSPP
November 26, 2014	PSPP	'The Governing Council is unanimous in its commitment to using additional unconventional instruments [...] <i>Unconventional measures might entail the purchase of a variety of assets, one of which is sovereign bonds.</i> '
November 19, 2014	ABSPP	ECB suspends early repayments of the three-year (T)LTROs during the year-end period
November 17, 2014	PSPP	ECB's legal decision on CBPP3
November 7, 2014	(T)LTRO	The ECB announces operational details of asset-backed securities and covered bond purchase programmes
October 15, 2014	CBPP3	ECB allots €82.6 billion in first targeted longer-term refinancing operation
October 2, 2014	CBPP3, ABSPP	<i>ABS purchase programme (ABSPP) announced, CBPP3 announced.</i>
September 18, 2014	(T)LTRO	ECB publishes legal act relating to targeted longer-term refinancing operations
September 4, 2014	CBPP3, ABSPP	details on (T)LTRO
July 29, 2014	TLRTO	ECB announces monetary policy measures to enhance the functioning of the monetary policy transmission mechanism: <i>targeted LTROs</i> (TLTROs) and <i>asset backed securities</i> (ABS)
July 3, 2014	(T)LTRO	ECB suspends early repayments of the three-year (T)LTROs during the year-end period
June 5, 2014	(T)LTRO, ABSPP	The GovC decided to continue to conduct its MROs as FRTFPA for as long as necessary, and to conduct 3-month (T)LTROs as FRTFPA
November 22, 2013	(T)LTRO	The GovC has decided to conduct the three-month longer-term refinancing operations ((T)LTROs) as fixed rate tender procedures with full allotment.
November 8, 2013	(T)LTRO	The GovC decided to publish the Eurosystem's holdings of securities acquired under the Securities Markets Programme (SMP)
May 2, 2013	(T)LTRO	The GovC decided to continue conducting its MROs as FRTFPA for as long as necessary, and to conduct 3-month (T)LTROs as FRTFPA
February 21, 2013	SMP	Termination of CBPP2
December 6, 2012	(T)LTRO	Termination of SMP
October 31, 2012	CBPP2	The GovC decided to continue to conduct its MROs as FRTFPA for as long as necessary, and to conduct 3-month (T)LTROs as FRTFPA
September 6, 2012	SMP	Amount allotted in the second three-year (T)LTRO €529.53bn
June 6, 2012	(T)LTRO	Amount allotted in the first three-year (T)LTROs €489.19bn
February 29, 2012	(T)LTRO	ECB announces measures to support bank lending and money market activity: expansion of eligible collateral and <i>3-year (T)LTROs</i>
December 21, 2011	(T)LTRO	Rumours on 3-year (T)LTRO come up due to Draghis words
December 8, 2011	(T)LTRO	Details on CBPP2 and legal implementation
December 1, 2011	(T)LTRO	First allotment of 36-month (T)LTRO
November 3, 2011	CBPPs	
October 25, 2011	(T)LTRO	

Table A1: Overview of ECB's program announcements (continued)

Announcement date	Program	measure/statement
October 6, 2011	CBPP2, (T)LTRO	Details of refinancing operations, ECB announces <i>new covered bond purchase programme</i> (CBPP2) and two <i>12-month (T)LTROs</i>
August 7, 2011	SMP	<i>Securities Markets Programme</i> : Statement by the ECB president to <i>justify the program</i> (Italy and Spain)
August 4, 2011	(T)LTRO	The GovC decided to continue to conduct its MROs as FRTPFA for as long as necessary, and to conduct 3-month (T)LTROs as FRTPFA
June 9, 2011	(T)LTRO	The GovC decided to continue to conduct its MROs as FRTPFA for as long as necessary, and to conduct 3-month (T)LTROs as FRTPFA
March 3, 2011	(T)LTRO	Fixed Rate Full Allotment Refinancing Operations details
December 2, 2010	(T)LTRO	The GovC decided to continue to conduct its MROs as FRTPFA for as long as necessary, and to conduct 3-month (T)LTROs as FRTPFA
September 2, 2010	(T)LTRO	The GovC decided to continue to conduct its MROs as full rate tenders with full allotment) FRTPFA for as long as necessary, and to conduct 3-month (T)LTROs as FRTPFA
June 30, 2010	CBPP1	CBPP1 terminated
May 14, 2010	SMP	legal declaration of SMP
May 10, 2010	SMP, (T)LTRO	ECB decides on measures to address severe tensions in financial markets: continue (T)LTROs and <i>start of securities market programme</i> (SMP)
March 4, 2010	(T)LTRO	Details and enhancement of (T)LTRO provisions
December 15, 2009	(T)LTRO	Amount allotted in third one year (T)LTRO €96.93bn
December 3, 2009	(T)LTRO	details and enhancement of (T)LTRO provisions
September 29, 2009	(T)LTRO	Amount allotted in second one year (T)LTRO €75.24bn
July 2, 2009	CBPP1	Details CBPP1: legal declaration
June 23, 2009	(T)LTRO	Amount allotted in first one year (T)LTRO 442.24bn
June 4, 2009	CBPP1	Details CBPP1: amount of 60 billion €
May 7, 2009	CBPP1/(T)LTRO	Announcement of 3 <i>supplementary liquidity-providing longer-term refinancing operations</i> ((T)LTROs) with a maturity of one year, purchase of <i>euro-denominated covered bonds</i> issued in the euro area and prolongation until the end of 2010 the temporary expansion of the list of eligible assets, announced on 15 October 2008.
March 5, 2009	(T)LTRO	decided to continue the fixed rate tender procedure with full allotment for all [...] supplementary and regular longer-term refinancing operations for as long as needed, and in any case beyond the end of 2009.
October 15, 2008	(T)LTRO	Renewal and <i>adding of (T)LTROs, STRO, S(T)LTRO</i>
October 7, 2008	(T)LTRO	Increase of the allotment amount in the six-month supplementary longer-term refinancing operation that was pre-announced in the press release of 4 September 2008 from EUR 25 billion to EUR 50 billion.
September 4, 2008	(T)LTRO	Renewal of the outstanding six-month supplementary longer-term refinancing operation ((T)LTRO) of €25 billion that was allotted on 2 April, and that will mature on 9 October 2008. Renewal of the two threemonth supplementary (T)LTROs (€50 billion each).
July 31, 2008	(T)LTRO	renewal of the two three month supplementary (T)LTROs carried out through variable rate tenders, each with a preset amount of EUR 60 billion
March 28, 2008	(T)LTRO	2 <i>supplementary</i> six-month longer-term refinancing operations (each 25 billion €) and continuation of the 2 supplementary three-month longer-term refinancing operations (each 50 billion €)
February 7, 2008	(T)LTRO	renewal of the two supplementary (T)LTROs carried out through variable rate tenders, each with a preset amount of €60 billion.
November 8, 2007	(T)LTRO	renewal of the two supplementary (T)LTROs carried out through variable rate tenders, each with a preset amount of €60 billion.
September 6, 2007	(T)LTRO	<i>supplementary</i> liquidity-providing longer-term refinancing operation with a maturity of three months (no preset allotment amount)
August 22, 2007	(T)LTRO	<i>supplementary</i> liquidity-providing longer-term refinancing operation with a maturity of three months for an amount of €40 billion

Source: <https://www.ecb.europa.eu/press/pr/date/2017/html/index.en.html>. The 23 baseline events are denoted in **bold** and its key statements are denoted in *italics*.

Table A2: Descriptive statistics

Variable	Mean	Std. Dev.	Min	Max	Datastream mnemonic
<i>y_{DE}</i>	2.077094	1.401357	-0.2158	4.6709	BDBRYLD
<i>y_{ES}</i>	3.724737	1.511228	0.9506	7.59	ESBRYLD
<i>y_{IT}</i>	3.737538	1.387554	1.0488	7.288	ITBRYLD
<i>y_{IR}</i>	4.07029	2.608185	0.3262	13.895	IRBRYLD
<i>y_{GR}</i>	10.03045	7.105	4.0855	48.602	GRBRYLD
<i>y_{PT}</i>	5.33587	2.787902	1.3682	16.211	PTBRYLD
<i>y_{FR}</i>	2.507666	1.32649	0.0967	4.8391	FRBRYLD
<i>y_{BE}</i>	2.73687	1.4667	0.1027	5.843	BGBRYLD
<i>y_{NL}</i>	2.330448	1.407129	-0.028	4.8434	NLBRYLD
<i>y_{AU}</i>	2.45217	1.427796	0.0517	4.868	OEBRYLD
<i>y_{FI}</i>	2.309453	1.410364	-0.0149	4.8512	FNBRYLD
<i>stock_{DE}</i>	8013.626	2173.922	3666.41	12888.95	DAXINDX
<i>stock_{ES}</i>	10284.56	2062.054	5956.3	15945.7	IBEX35I
<i>stock_{IT}</i>	22089.05	7367.602	12362.51	44364.41	FTSEMIB
<i>stock_{IR}</i>	4781.496	1953.51	1916.38	9981.08	ISEQUIT
<i>stock_{GR}</i>	1686.286	1346.435	440.88	5334.5	GRAGENL
<i>stock_{PT}</i>	7001.23	2320.455	4260.13	13702	POPSI20
<i>stock_{FR}</i>	4222.391	781.9079	2519.29	6168.15	FRCAC40
<i>stock_{BE}</i>	3032.488	733.1538	1527.27	4756.82	BGBEL20
<i>stock_{NL}</i>	393.0323	83.52945	199.25	561.9	AMSTEOE
<i>stock_{AU}</i>	2699.998	789.9755	1411.95	4981.87	ATXINDX
<i>stock_{FI}</i>	7600.459	1765.335	4110.31	12656.77	HEXINDX
<i>CESI</i>	2.225647	54.81031	-188.6	149.4	EKCESIR
<i>exch</i>	1.298318	0.1317633	1.0364	1.599	USECBSP
<i>Euro Swap</i>	2.439488	1.400558	0.241	5.107	ICEIB10
<i>iTraxx Europe</i>	117.9609	33.63895	39.5	219.75	DIXETMC
<i>MSCI Europe</i>	1542.793	271.3635	794.232	2235.356	MSEOP\$
<i>MSCI World</i>	121.1455	37.85969	56.193	203.975	MSWXEUE
<i>MSCI_{DE}</i>	755.031	155.5192	385.527	1087.726	MSGERML
<i>MSCI_{FR}</i>	1455.429	266.1127	844.932	2038.925	MSFRNCL
<i>MSCI_{IT}</i>	788.3747	261.7007	464.289	1583.361	MSITALL
<i>MSCI_{IR}</i>	201.1974	119.7749	85.838	592.674	MSEIREL
<i>MSCI_{ES}</i>	941.7716	195.2074	527.877	1471.388	MSSPANL
<i>MSCI_{PT}</i>	128.1084	48.33034	70.369	266.644	MSPORDL
<i>MSCI_{NL}</i>	1066.874	264.1362	507.284	1650.215	MSNETHL
<i>MSCI_{AU}</i>	583.2225	277.803	298.043	1437.188	MSASTRL
<i>MSCI_{BE}</i>	906.053	302.0641	351.33	1481.435	MSBELGL
<i>MSCI_{FI}</i>	580.0891	165.4888	323.632	1108.202	MSFINDL
<i>MSCI_{GR}</i>	524.3648	555.9284	35.621	1940.391	MSGREEL
<i>surprise</i>	-0.0510734	0.3513932	-1.439006	0.9654292	from Scotti (2016)
<i>uncertainty</i>	0.986725	0.32734	0.3628792	2.165764	from Scotti (2016)

Note: 2,784 daily observations per variable. Yields are benchmark return indices and displayed in per cent.

Table A3: Euro area member solvency ratings

Country	Coefficient	Fitch	S&P	Moody's
FI	-0.0121	AA+	AA+	Aa1
AU	-0.0185**	AA+	AA+	Aa1
DE	-0.0188**	AAA	AAA	Aaa
NL	-0.0195**	AAA	AAA	Aaa
ES	-0.0243**	BBB+	BBB+	Baa2
FR	-0.0252***	AA	AA	Aa2
IT	-0.0306**	BBB	BBB	Baa2
BE	-0.0333***	AA-	AA	Aa3
IR	-0.0366	A	A+	A2
PT	-0.0414**	BBB	BB+	Ba1
GR	-0.0758**	B-	B-	Caa2

Note: Rating according to Börsen-Zeitung (2018). Effective January 2018.

Table A4: Immediate effects of program-specific ECB announcements on 10-year government bond yields

Country	$ABSPP_t$	$CSPP_t$	$CBPP_t$	$PSPP_t$	$(T)LTRO_t$	SMP_t
Δy_{DE}	0.0322	0.0205	0.0493*	-0.0114	0.0243	0.0415
Δy_{FR}	-0.0464	0.04	0.0386	-0.0106	0.0303	-0.00551
Δy_{NL}	-0.0401	0.0318	0.0502*	-0.015	0.0122	-0.0155
Δy_{AU}	-0.0179	0.0262	0.0289	-0.0202	0.00533	-0.00985
Δy_{FI}	-0.0378	0.0104	0.0501*	-0.00604	0.0104	-0.022
Δy_{BE}	-0.0318	0.0348	0.0145	0.000462	0.0234	-0.161***
Δy_{ES}	-0.0475	0.0158	-0.0145	0.0343	0.0488	-0.638***
Δy_{IT}	-0.01	0.0287	-0.044	0.0141	0.0581	-0.536***
Δy_{IR}	-0.043	0.0633*	0.0159	-0.00848	-0.0702	-0.45
Δy_{GR}	0.0246	-0.13	-0.0146	0.097	-0.201	-2.071
Δy_{PT}	-0.0271	0.0351	0.0506	-0.0124	-0.0871	-0.711*

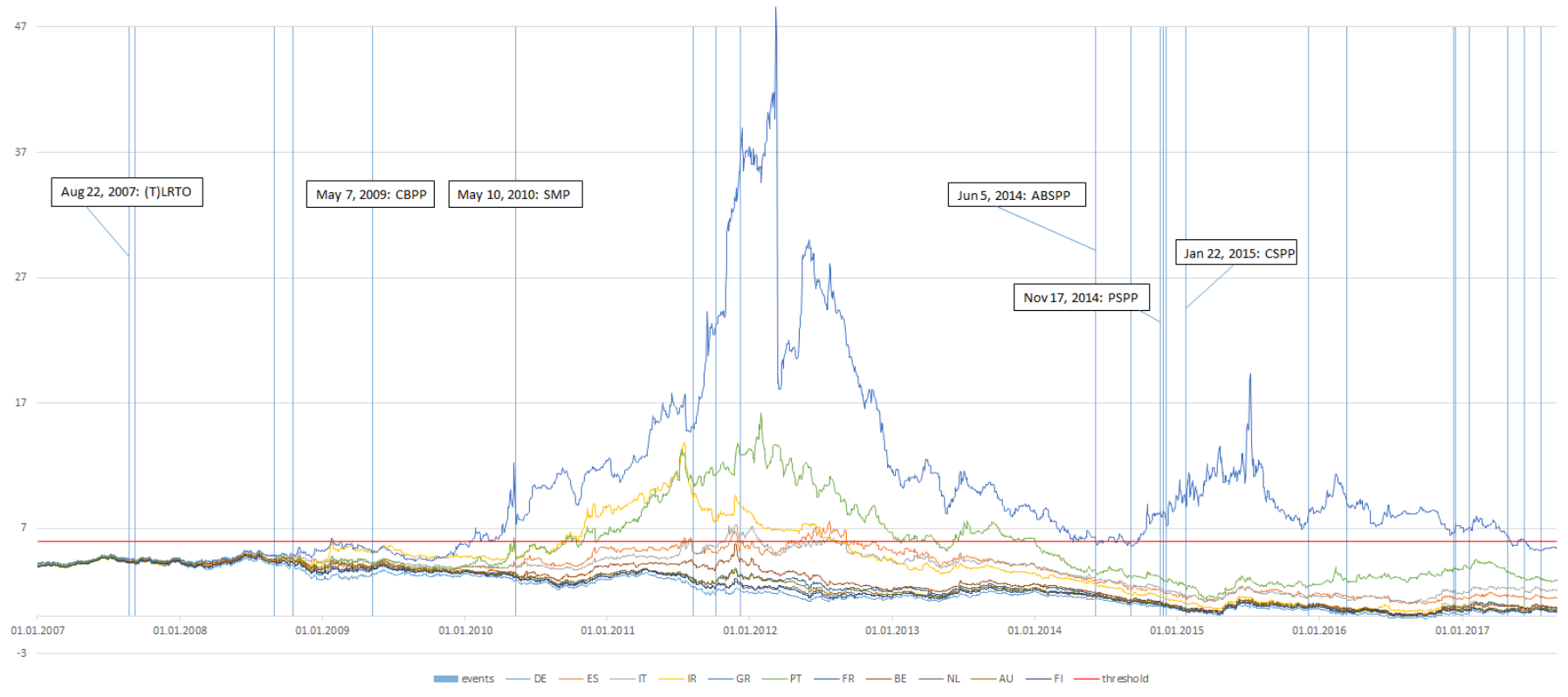
Note: 2,782 Observations. ***, **, and * denote 1%, 5%, and 10% significance levels, respectively. Newey-West-adjusted standard errors. Δy_{t-1} , $\Delta stock_t$, $\Delta CESI_t$, $\Delta exch_t$ and constant omitted. The horizontal middle line separates core countries (above) and periphery countries (below). Sample period: January 1, 2007 to August 31, 2017.

Table A5: Panel Regression immediate effects

specification	11 aggregated countries		6 core countries		5 periphery countries	
	(3)	(4)	(3)	(4)	(3)	(4)
Δy_{t-1}	0.104***	0.105***	0.0987***	0.0973***	0.105***	0.106***
$\Delta stock_t$	-2.30E-05	-2.01E-05	0.000170***	0.000170***	-5.13E-05*	-4.49E-05*
$\Delta exch_t$	-0.376	-0.318	0.338*	0.337*	-1.391**	-1.269**
$\Delta CESI_t$	0.000635***	0.000619***	0.000516***	0.000516***	0.000758***	0.000726***
$ABSPP_t$		-0.0265***		-0.0325***		-0.0256**
$CSPP_t$		0.00814		0.0231***		0.00381
$CBPP_t$		0.0247**		0.0409***		-0.000186
$PSPP_t$		0.00568		-0.0112**		0.0264
$(T)LTRO_t$		-0.013		0.0188***		-0.0529
SMP_t		-0.422**		-0.0261		-0.897**
APA_t	-0.0204		0.0206***		-0.0690*	
R^2	0.012	0.015	0.096	0.097	0.014	0.021

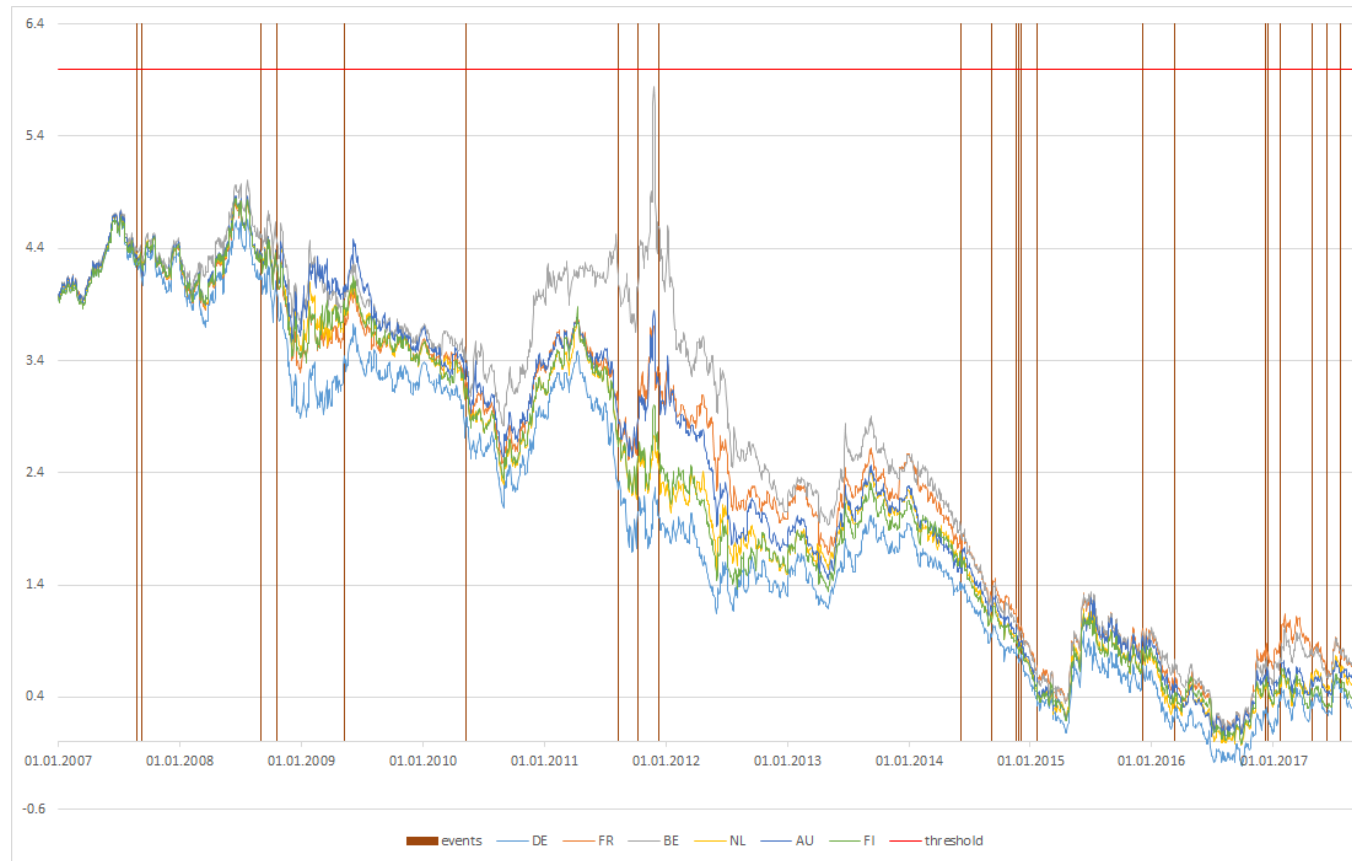
Note: 30,602 Observations. ***, **, and * denote 1%, 5%, and 10% significance levels, respectively. Newey-West-adjusted standard errors. Constant omitted. Sample period: January 1, 2007 to August 31, 2017.

Figure A1: 10-year Euro area government bond yields



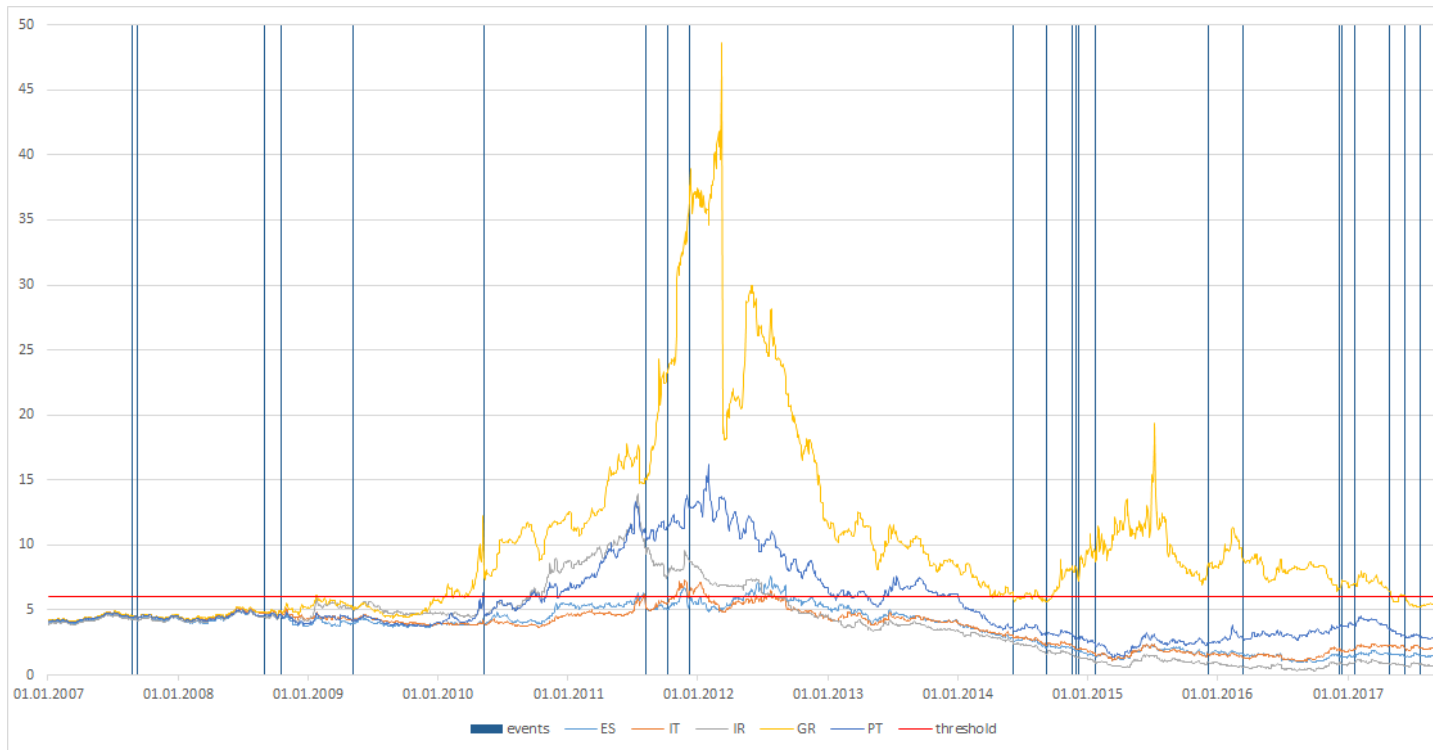
Source: Datastream. Time span: January 1, 2007 to August 31, 2017. Vertical lines indicate the 23 baseline announcement dates while the horizontal line represents the 6% threshold. The six indicated dates represent the first announcement of the respective program.

Figure A2: 10-year Euro area government bond yields: core countries



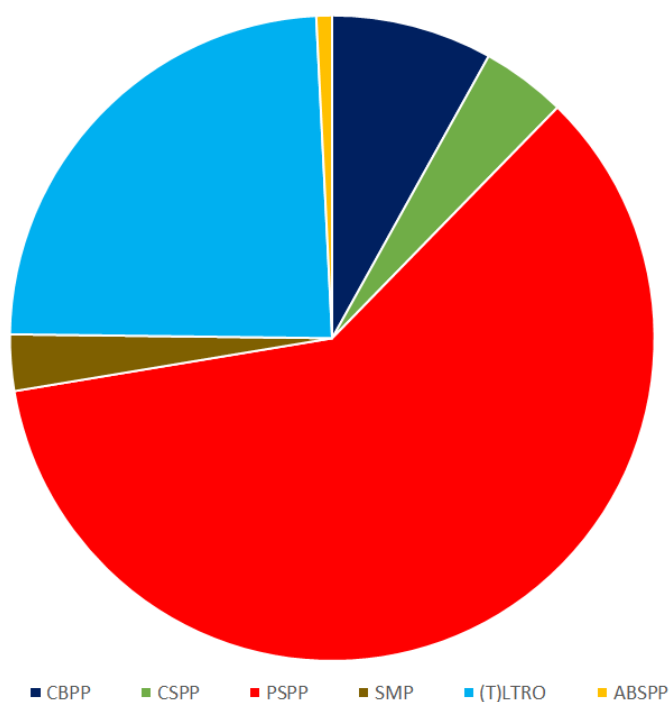
Source: Datastream. Time span: January 1, 2007 to August 31, 2017. Vertical lines indicate the 23 baseline announcement dates while the horizontal line represents the 6% threshold.

Figure A3: 10-year Euro area government bond yields: periphery countries



Source: Datastream. Time span: January 1, 2007 to August 31, 2017. Vertical lines indicate the 23 baseline announcement dates while the horizontal line represents the 6% threshold.

Figure A4: ECB's asset purchase programs characteristics



name	# announcements	starting date	million €
(T)LTRO: (targeted) long term refinancing operation	10	August 2007	760,639
CBPP: covered bond purchase programme	10	July 2, 2009	255,627
SMP: securities market programme	2	May 10, 2010	89,134
ABSPP: asset-backed securities purchase programme	10	November 21, 2014	25,032
PSPP: public sector purchase programme	10	March 9, 2015	1,902,213
CSPP: corporate sector purchase programme	8	June 8, 2016	134,622

Note: Effective January 19, 2018. The pie diagram juxtaposes the outstanding amount in million euro.