

ICT-Literacy - Informationskompetenz im digitalen Kontext und in neuen Lernumgebungen

BID-Kongress, Leipzig
17.3.2010

- Rahmenbedingungen
- Kompetenzbedarf:
 - Informationskompetenz
 - ICT Literacy
 - Kompetenzangebote
- Lernortkonzepte - Best Practices
 - Learning Resource Centre
 - Learning Centre
 - Information Commons / Learning Commons
- Fazit

Neue Anforderungen in Lehre und Lernen



Quelle: (JISC-Infonet 2009)

Hybrid Library



Quelle: (JISC-Infonet 2009)

Net Generation / „Google“ Generation



Digitalkompetenz, **IT-Kompetenz**,
information literacy, media literacy,
Medienkompetenz, digital literacy, e-
literacy, **Informationskompetenz**,
Computer-Kompetenz, **E-Kompetenz**, Online-
Kompetenz, Internet-Kompetenz,
ICT-Literacy, Recherchekompetenz,
Bibliothekskompetenz

Informationskompetenz / Information Literacy

"recognize when information is needed and have the ability to locate, evaluate, and use effectively the needed information "
(ALA 1989)

Quelle: (Switch 2009)



Informationskompetenz und Informationstechnologie:

“... Information literacy initiates, sustains, and extends lifelong learning through abilities which may use technologies but are ultimately independent of them.”
(ACRL 2000)

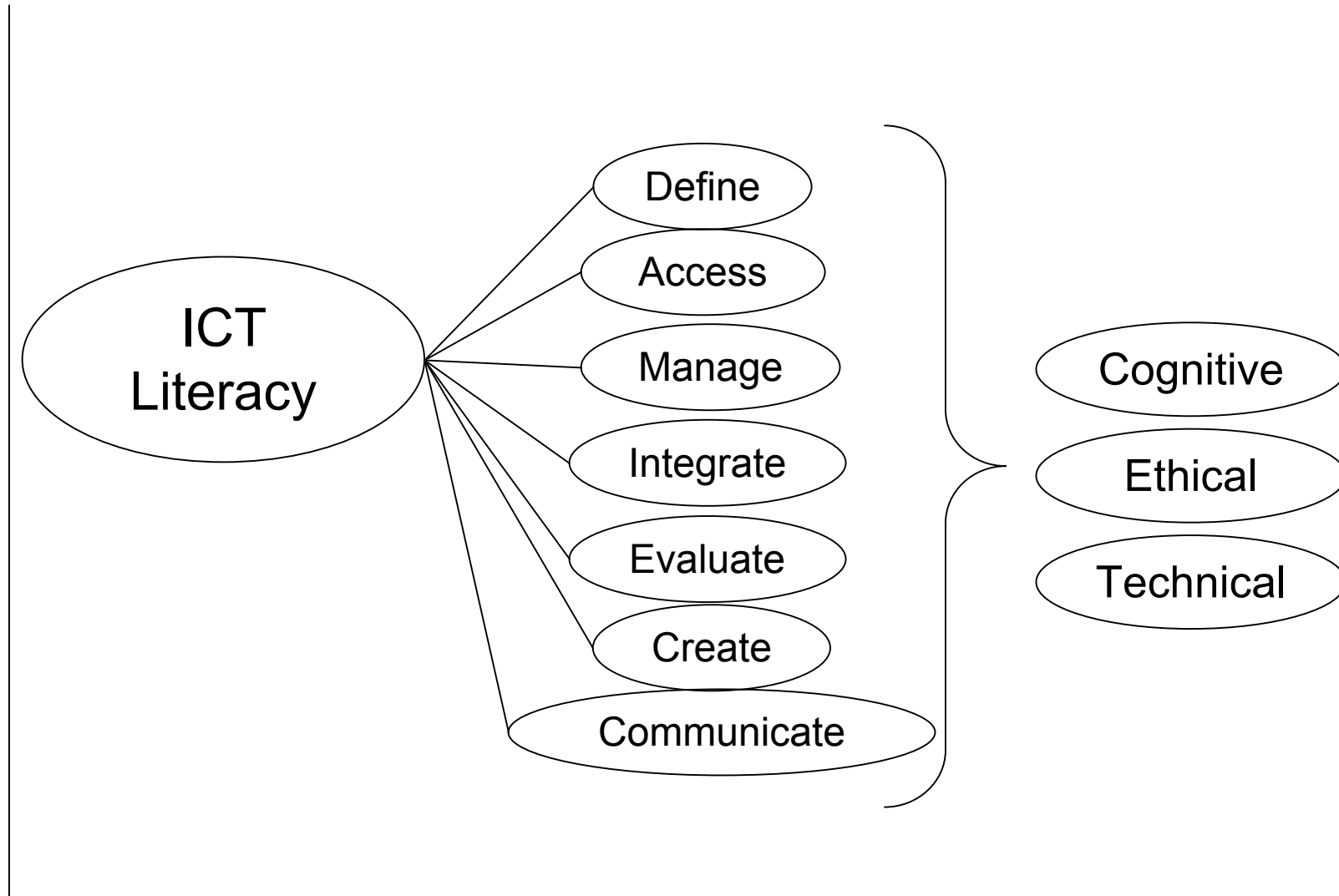
Definition:

„ICT literacy is using digital technology, communications tools, and/or networks to access, manage, integrate, evaluate, and create information in order to function in a knowledge society.“
(ETS 2002)

Information Communication Technologies (ICT) Literacy

- 2001 Einrichtung des ICT Panels
- 2002 Report „Digital Transformation“
- 2003 National Higher Education ICT Literacy Initiative
- 2004 Test-Entwicklung: iSkills
- 2006 National ICT Policy Council
- 2008 National ICT Literacy Standards Set

ICT Literacy / Aspekte



Definition des Informationsproblems zur Vorbereitung
der Recherche

Angebote

Beratung, Online Tutorials, Ressourcen, Schulungen



Quelle: (Etter / BIS Oldenburg 2010)

Zugang - Kenntnis der Ressourcen und Funktionen zur Informationssuche

Angebote:

Ressourcen, Datenbanken, Arbeitsplätze, Beratung, virtuelle Angebote, Fachportale



Quelle: (Etter / BIS Oldenburg 2010)

Verwalten und Integrieren: Ergebnisse organisieren,
anwenden und analysieren

Angebote:

PC-Arbeitsplätze, Software, Technische Beratung,
Beratung zum wissenschaftlichen Schreiben



Quelle: (Etter / BIS Oldenburg 2010)

Bewertung von Relevanz der Quellen und Systeme

Angebote:

Schulungen, Dokumentation, Beratung, Peer-to-peer
Austausch



Quelle: (Etter / BIS Oldenburg 2010)

Aufbereitung - Aufbereitung und Schaffung neuen
Inhalts

Angebote:

Multimedia-PC, technischen Support,
Medienproduktion, Beratung (Urheberrecht, Plagiat)



Quelle: (Etter / BIS Oldenburg 2010)

Kommunizieren - der Inhalte - zielgruppengerecht

Angebote:

Technischer Support, Gruppenräume, Web2.0, Präsentationsmedien, Office-Software, Laptop-Ausleihe, Drucker



Quelle: (Etter / BIS Oldenburg 2010)

Aktives Lernen und Treffpunkt

- Zentraler Anlaufpunkt für Studierendenservice (Studien- und Finanzberatung, Career Service, etc.)
- Treffpunkt und sozialer Raum (Atrium, Lern-Café)



Quelle: (Flickr /
jisc_infonet)

Vielfalt und Flexibilität für individuelle Lernanforderungen

- Nutzer richten sich ihre Arbeits- und Lernplätze ein (Mobilier, Tafel, Bildschirm)
- keine Informationstheken – „floating“ Konzept, studentische Berater

Quelle: (Flickr / jisc_infonet)



Informelles Lernen und technischer Komfort

- „Roaming Librarian“
- Geräteausleihe und „Gaming in the library“

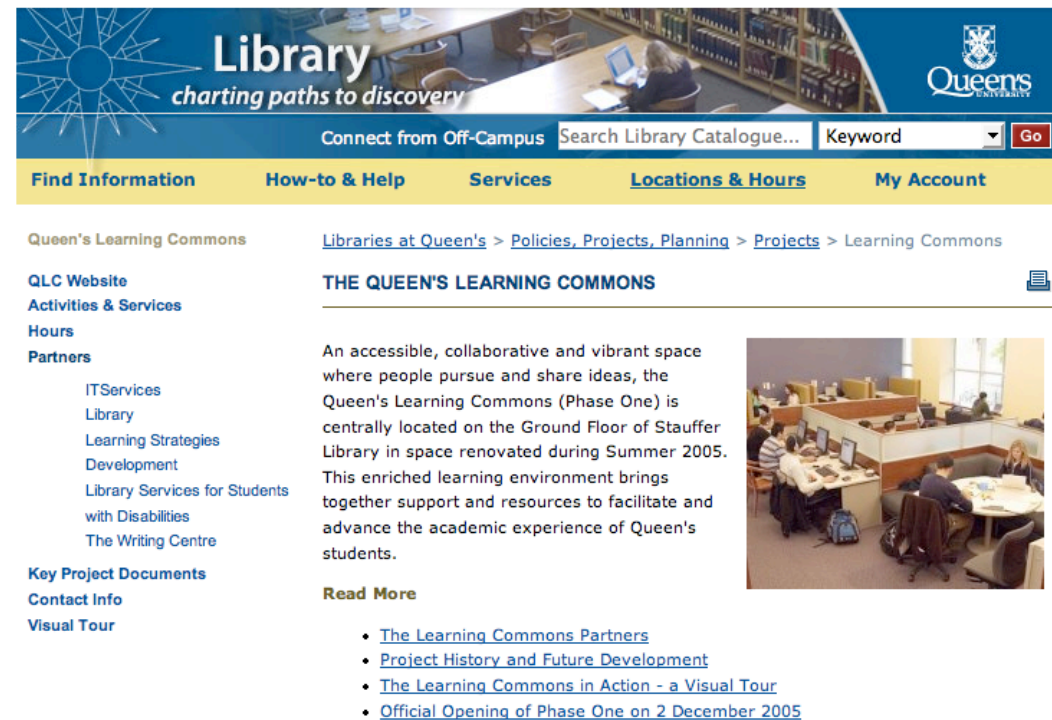
The screenshot shows the NCSU Libraries Learning Commons website. The header includes the NCSU Libraries logo and the text "NCSU Libraries Learning Commons". Below the header, there are several sections:

- Favorites:** A list of links including Catalog, Find Articles, Library Tools, Citation Builder, Get a Room, Library Map, Reserves, and Webmail.
- What's Here...:** A list of links including Computers, Digital Media Lab, Expert Help, Gaming, and Group Study Areas.
- eBoards:** A banner for "WE WANT YOUR IDEAS FOR EBOARDS" featuring a man in a top hat.
- What's New:** A section with an RSS icon and a link to "Reserve a device, online!". The text below the link says: "Reserve an iPod, Kindle, GPS, or any other device offered through our Technology Lending service by visiting <http://www.lib.ncsu.edu/learningcommons/holds/>".
- Computer Availability:** A floor plan of the library with colored dots indicating the status of computers: green for "PC open", red for "PC in use", light green for "Mac open", light red for "Mac in use", and grey for "Offline".
- Commons:** A photo of a library interior with the caption "Brickyard".
- Photos & Videos:** A photo of a library interior with the caption "Video | In the Press" and a "flickr" logo.

Quelle:
(North Carolina State
Univ. 2009)

Lernpartner:

- One-Stop-Shopping: Workshops, Tutorials, Beratung



The screenshot shows the Queen's University Library website. The header features a blue banner with a sunburst icon on the left, the word "Library" in large white font, and the tagline "charting paths to discovery" below it. To the right of the banner is the Queen's University crest and logo. Below the banner is a search bar with the text "Search Library Catalogue..." and a "Go" button. A navigation bar below the search bar contains links for "Find Information", "How-to & Help", "Services", "Locations & Hours", and "My Account".

The main content area is divided into two columns. The left column contains a sidebar with the following links: "Queen's Learning Commons", "QLC Website", "Activities & Services", "Hours", "Partners" (with sub-links: "ITServices", "Library", "Learning Strategies", "Development", "Library Services for Students with Disabilities", "The Writing Centre"), "Key Project Documents", "Contact Info", and "Visual Tour".

The right column features a breadcrumb trail: "Libraries at Queen's > Policies, Projects, Planning > Projects > Learning Commons". Below this is the heading "THE QUEEN'S LEARNING COMMONS" with a print icon. The main text describes the Learning Commons as an accessible, collaborative, and vibrant space where people pursue and share ideas. It mentions that the Queen's Learning Commons (Phase One) is centrally located on the Ground Floor of Stauffer Library in space renovated during Summer 2005. This enriched learning environment brings together support and resources to facilitate and advance the academic experience of Queen's students. To the right of the text is a photograph of the Learning Commons, showing a modern, open-plan study area with round tables, chairs, and people working.

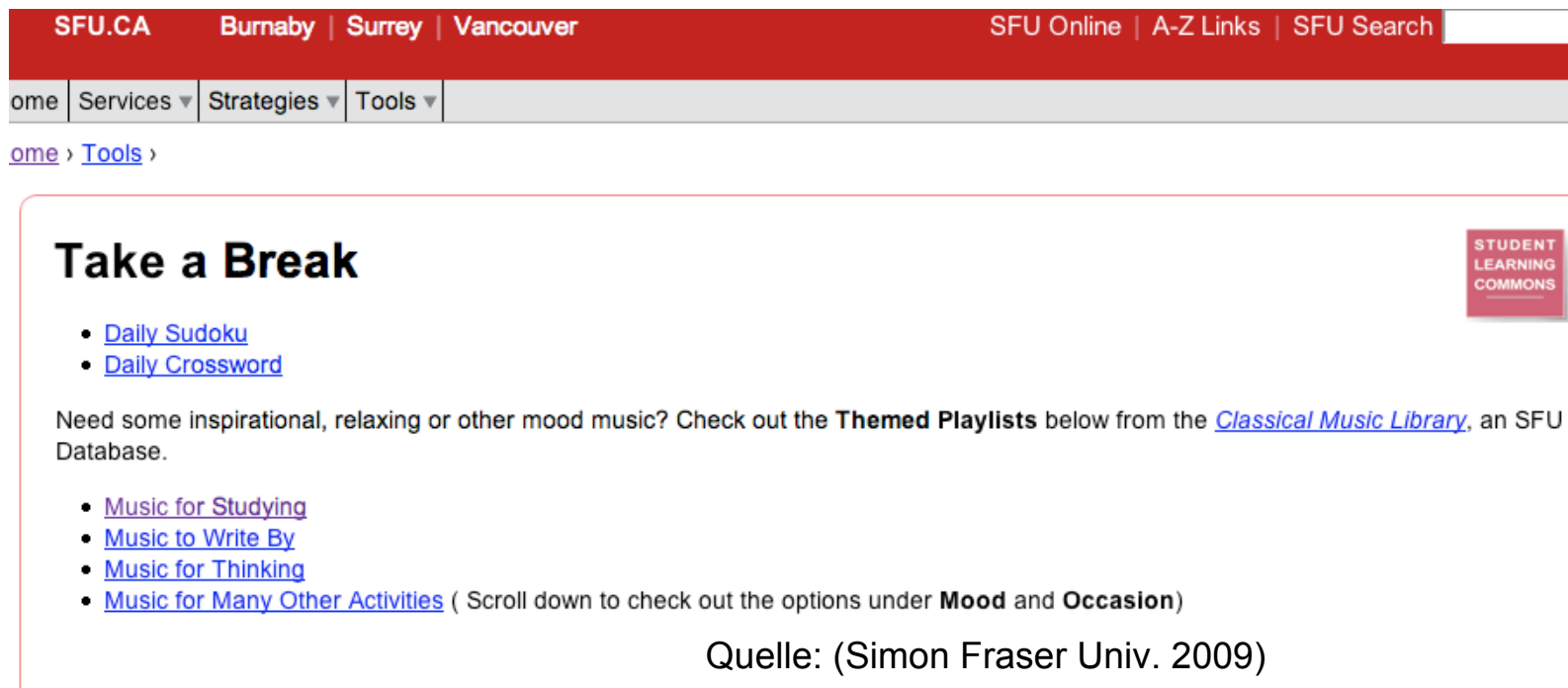
Below the text is a "Read More" section with the following links:

- [The Learning Commons Partners](#)
- [Project History and Future Development](#)
- [The Learning Commons in Action - a Visual Tour](#)
- [Official Opening of Phase One on 2 December 2005](#)

Quelle:
(Queens Univ. 2009)

Lernpause:

- Musik im Angebot - ganz informelles Lernen



The screenshot shows the SFU Learning Commons website. At the top, there is a red navigation bar with links for SFU.CA, Burnaby, Surrey, Vancouver, SFU Online, A-Z Links, and SFU Search. Below this is a grey navigation bar with links for ome, Services, Strategies, and Tools. The main content area is titled 'Take a Break' and features a list of links: Daily Sudoku, Daily Crossword, Music for Studying, Music to Write By, Music for Thinking, and Music for Many Other Activities. A text block below the links suggests checking out Themed Playlists from the Classical Music Library. A 'STUDENT LEARNING COMMONS' logo is visible in the top right corner of the content area. The source is cited as (Simon Fraser Univ. 2009).

- 1. Informationskompetenzbegriff erweitern:**
Kontext schaffen
- 2. Ganzheitlicher Ansatz:**
Technik, Inhalte, Räume, Soziales
- 3. Prozesse abbilden:**
Umsetzung ermöglichen

Informationskompetenz⁺

Danke für Ihre Aufmerksamkeit

Kontakt: christine.glaeser@haw-hamburg.de