



Syntheses of poly lactides by means of tin catalysts

Cite this: DOI: 10.1039/d2py00092j

Hans R. Kricheldorf*^a and Steffen M. Weidner ^bReceived 21st January 2022,
Accepted 14th February 2022

DOI: 10.1039/d2py00092j

rsc.li/polymers

This article reviews the usefulness of tin(II) and tin(IV) salts and compounds as catalysts for the polymerization of lactides. The text is subdivided into nine parts mainly reflecting different polymerization strategies, such as ring-opening polymerization (ROP), ring-expansion polymerization (REP), ROP combined with simultaneous polycondensation (ROPPOC), various catalysts with unknown polymerization mechanisms, and polycondensation of lactic acid. Since the toxicity of tin salts and compounds is a matter of concern and frequently mentioned in numerous publications, the first section deals with facts instead of myths about the toxicity of tin salts and compounds.

1. Introduction

This review deals with the role of tin catalysts in ring-opening polymerizations (ROP), ring-expansion polymerization (REP), and ring-opening polymerization combined with simultaneous polycondensation (ROPPOC) of lactides, but also with polycondensation of lactic acid. Just now, and even more in the future, poly lactides play an important role as biodegradable materials for a broad variety of applications with the additional benefit that the monomers (L-lactic acid, L-lactide (LLA), *meso*-lactide (*meso*LA), *rac*-lactide (*rac*LA)) can be produced from natural resources. Almost all commercial poly lactides are produced by ring-opening polymerization of the cyclic dimers, the lactides using tin(II) 2-ethylhexanoate (SnOct₂) as the standard catalyst for their technical production. Therefore, tin catalyzed polymerizations have stimulated numerous scientific studies and the present review makes an attempt to summarize the results of these studies. Despite many review articles about ROPs of lactides and lactones,^{1–10} a review focused on tin-catalyzed syntheses of poly lactides has never been published to the best knowledge of the authors.

The performance of catalyst is usually defined and determined in terms of rate of polymerization, the extent of final conversion and the maximum molar mass that can be achieved. In case of biodegradable polymers, and above all, when part of these polymers should be used for medical and pharmaceutical applications, a fourth parameter plays an important role, namely toxicity. In this regard tin-based catalysts have a negative image and therefore, this aspect needs to be discussed in detail. Hence, the present review also tries to

present facts about the toxicity of tin salts and compounds in comparison with toxicity data of other catalysts and drugs.

In addition to a section dealing with toxicity (part 2), this review is subdivided into seven parts (3–9) according to the polymerization methods: ROP, REP, ROPPOC and polycondensation of lactic acid. Furthermore, chemical reactions in solid poly(L-lactide)s (PLLA), and their consequences for the physical properties are reviewed.

Finally, the origin of tin-catalyzed polymerizations of lactides should be mentioned here. In 1959 Kleine and Kleine reported on SnCl₄-catalyzed polymerizations of L-lactide in bulk.¹¹ At that time SEC was not available and those authors listed inherent viscosities as crude measure of molar mass. From those data it may be roughly estimated that only low molar mass poly lactides (weight average molar masses (M_w) < 30 000) were obtained. However, the work of Kleine *et al.* has the important merit that it reported for the first time on the extent of racemization caused by different catalysts. Those authors found that the risk of racemization is particularly low for SnCl₄ and higher for the less toxic catalysts based on zinc or magnesium salts. This finding was later confirmed by the first author of this review in a detailed study including a broader variety of Sn, Zn and Mg salts or complexes.¹² Since crystallinity, mechanical properties and rate of hydrolytic degradation depend very much on the optical purity of poly(L-lactide) the results of Kleine *et al.* were and are still of great importance.

2. Toxicity – rumours and facts

First, it is necessary to distinguish between catalysts based on tin(II) ions and organotin(IV) compounds having alkyl or aryl residues covalently attached to the tin atom. In the case of tin(II) ions the toxicity has been intensively studied over the past

^aUniversität Hamburg, Institut für Technische und Makromolekulare Chemie, Bundesstr. 45, D-20146 Hamburg, Germany. E-mail: hrkricheldorf@aol.de

^bBundesanstalt für Materialforschung und -prüfung – BAM, Richard Willstätter Str. 11, D-12489 Berlin, Germany



40 years and found to be rather low for humans for the following reasons.

Both the upper middle and upper class of the European population have used tin dishes, such as plates, cups, mugs, jars, pots, tankards, and bottles, over a period of more than 300 years, and fatalities or chronic diseases resulting from intoxication with tin have not been clearly evidenced (in contrast to intoxication with lead). More precise data about the toxicity of tin(II) ions in food has been elaborated from extensive studies of canned food. Over the past 120 years the mankind has produced many billions of cans made from steel having the interior walls plated with tin to protect the steel walls against corrosion. Thus, in British English tin became a synonym for can. The low toxicity of tin(II) ions for humans found in those studies in combination with its high toxicity against any kind of microbes and fungi has prompted the American FDA to accept tin(II) 2-ethylhexanoate and other tin(II) salts, above all SnCl₂, as food stabilizer. For example, SnCl₂ is the standard stabilizer for any kind of tomato products such as soups, sauces and juice, and it is well known that hundreds of thousands of litres of tomato juice are consumed *e.g.* in airplanes every year. A concrete figure, the authors have found for SnCl₂, says that up to 200 mg kg⁻¹ of human body is harmless.^{13–15} SnCl₂ is preferentially used as food stabilizer, because it much less expensive than tin(II) acetate, less expensive and slightly less toxic than SnOct₂, since the chloride ions belong to the human metabolism in contrast to 2-ethyl hexanoate ions.

It is interesting to compare this ratio with what is known about pyridine (Table 1). For that amine the LD₅₀ amounts to 400 mg kg⁻¹, when orally applied by humans (see footnote (b) in Table 1). This figure means that 50% of humans who swallow 500 mg kg⁻¹ pyridine will die, whereas the other 50% will be more or less damaged by intoxication. Hence, it is obvious that pyridine is considerably more toxic than SnCl₂. The data in Table 1 also indicate that *N,N*-dimethyl-4-aminopyridine is 5–10 times more toxic than pyridine itself. This comparison is of interest, because in a first paper claiming that metal-free organo-catalysts may be advantageous over metal-based catalysts Nederberg *et al.* used *N,N*-dimethyl-4-aminopyridine (and 4-pyrrolidinopyridine) as catalysts.¹⁶ Such pyridine derivatives were also reported in papers of other authors.^{17–19} Furthermore, the toxicity data compiled in

Table 1 suggest that trialkyl amines are more toxic than pyridine.

Nonetheless, several research groups used bases such as diazabicycloundecene (DBU) or triazabicyclodecene (TBD) as catalysts, although their basicity and nucleophilic reactivity are several orders of magnitude higher than those of triethylamine.^{20–23} We were not able to find toxicity data, but a higher toxicity than trimethylamine or guanidine is predictable, in as much as these amines are registered as dangerous, highly caustic, corrosive liquids. Nonetheless, the following statement can be found in a recent review: “Such organo-catalysts present lower toxicity than their organometallic counterparts, and can for the most part, be safely used in biomedical and electronic applications and can be easily removed from the final PLA material”.²³ This statement turns the known facts about toxicity upside down, apparently because of lack of any knowledge about toxicity of the catalysts they have reviewed (toxicity data were not mentioned). However, two publications of Coulembier and co-workers appeared recently, which report on studies of cytotoxicity of several organocatalysts including thioureas and tertiary amines.^{24,25} The toxicities covered a broad range and confirm that it is not *a priori* justified to attribute a negligible toxicity to organocatalysts.

Finally, it is worth mentioning that most widely used drugs are more toxic than SnCl₂, when the LD₅₀ oral doses for rats are compared (Table 2). Those drugs are consumed in much larger quantities than SnCl₂ or other tin(II) salts. It is certainly true that tin ions are not desirable in polyesters used for medical and pharmaceutical applications, but the quantities needed for such applications are small, not to say negligible, compared to what is needed for other applications for example as films and foils in agriculture, for packaging or for 3-D printing and other technical applications.²⁶ This amount will increase in the future, when more and more ‘immortal’ polymers will be substituted by biodegradable ones. For all those large-scale applications the low toxicity of tin(II) ions represents no serious problem. Dangerous accumulation in nature causing long-term problems to the environment is probably not a concern, because tin(II) is a reducing agent which is oxidized by oxygen and Fe(III) ions (ubiquitous on the surface of Earth). The oxidation product SnO₂ is an extremely insoluble and harmless chemical known and used by the humankind for more than 5000 years as a mineral named Cassiterite.

Table 1 Toxicity data of tin(II) salts and various organic chemicals^a

Chemical	LD ₅₀ [mg kg ⁻¹] transdermal (canine)	Oral (rat)
Sn(II)2-ethylhexanoate	>2000	—
SnCl ₂	—	700
Tributyltin chloride	—	129
Pyridine ^b	1200	891
<i>N,N</i> -Dimethylamino-pyridine	90	140
Triethylamine	415	460
Guanidine	—	475

^a Retrieved from Wikipedia. ^b LD₅₀ (oral, human) = 500 mg kg⁻¹.

Table 2 Toxicity data of common medicaments^a

Pharmaceutical name	LD ₅₀ [mg kg ⁻¹] oral (rat)	Pharmaceutical name	LD ₅₀ [mg kg ⁻¹] oral (rat)
Paracetamol	338	Diclofenac	245
Dexamethasone	50	Ibuprofen	636/740 (mouse)
Resorcin	330	Phenobarbital	162
Lidocaine	314	Diazepam	249
Codeine	427	Methamphetamine	—/34 (mouse)

^a Retrieved from Wikipedia.



Alkyltin compounds are in general considerably more toxic than Sn(II) salts. Their toxicity decreases with increasing length and decreasing number of the alkyl groups. Due to a moderate toxicity, dibutyltin oxide has found commercial applications, mainly as transesterification catalyst in the production of insulating lacquers. The less toxic dioctyltin oxide has found a much broader application for example as catalyst and additive in insulating lacquers, paints, coatings, fresheners or in machine wash liquids. Its production amounts to approximately 10 000 tons per year in Europe. Nonetheless, catalyst based on dibutyltin(IV) compounds (see below) are mainly of interest as catalyst for academic research.

3. Ring-opening polymerization (ROP) catalyzed by tin alkoxides

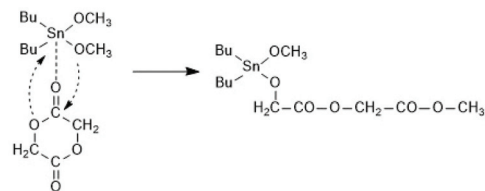
3.1 Homopolymerization and the coordination-insertion (C-I) mechanism

For more than three decades ROPs of cyclic esters were believed to proceed either by a cationic or an anionic mechanism.²⁷ However, the existence of ionic polymerization mechanisms catalyzed by tin salts has never been evidenced, so that all polymerization methods reviewed in the following sections are based on the C-I mechanism.

The concept of a mechanism exclusively based on a rearrangement of covalent bonds, later called coordination-insertion mechanism, grew up step by step beginning with papers of Teyssié and co-workers in 1976/1977.^{28,29} That group studied ROPs of ϵ -caprolactone catalyzed by Al-isopropoxide and by a bimetallic complex based on Al and Zn, and formulated for the first time a non-ionic insertion mechanism which included the insertion of the lactone into a covalent Al-O bond (Scheme 1).

In 1991 these studies were extended to ROPs of lactide.³⁰ Meanwhile (1985), Kricheldorf *et al.* reported on copolymerizations of glycolide with L-lactide (or lactones) using various tin alkoxides such as Bu_3SnOMe , $\text{Bu}_2\text{Sn}(\text{OMe})_2$, $\text{BuSn}(\text{OMe})_3$ and $\text{BuSn}(\text{OPr})_3$.³¹ Random 1/1 copolyesters were obtained at 150 °C in bulk and by a comparison with the different results obtained by ionic ROP it was concluded, that the C-I mechanism illustrated in Scheme 2 was operating.

Characteristic for this mechanism are two steps. At first the carbonyl oxygen interacts with a free orbital of the Sn atom with the consequence that the carbonyl C turns more electro-

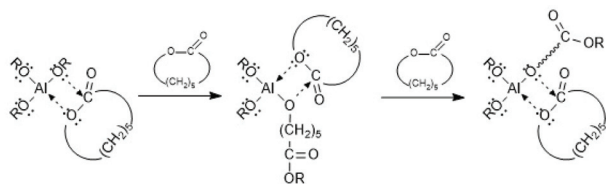


Scheme 2 C-I mechanism formulated for glycolide by Kricheldorf *et al.*³¹ (reproduced with permission of Wiley).

philic and the Sn-O bond more nucleophilic. The second step consist of a rearrangement of covalent bonds, so that an insertion of the cyclic monomer into the Sn-O bond occurs. In an ensuing publication (1988) Kricheldorf *et al.* studied homopolymerizations of L-lactide and various lactones with several covalent metal alkoxides including Bu_3SnOMe and $\text{Bu}_2\text{Sn}(\text{OMe})_2$.³² For all monomer-catalyst combinations it was found that at temperatures >50 °C all alkoxide groups initiated a chain, so that the average degree of polymerization (DP) paralleled the monomer/alkoxide ratio. It was concluded that all covalent metal alkoxides initiate a C-I mechanism for ROPs of all cyclic esters regardless of their ring size. From this time on the C-I mechanism became an established mechanism, which is in the case of lactides for two reasons of paramount importance. Firstly, anionic and zwitterionic ROPs of L-lactide cause racemization and cationic polymerization only proceed with super acids, such as fluorosulfonic acid or trifluoromethane sulfonic acid, as catalysts in solution.^{33,34} Therefore, the C-I mechanism is underlying all the polymerization methods discussed in the following sections.

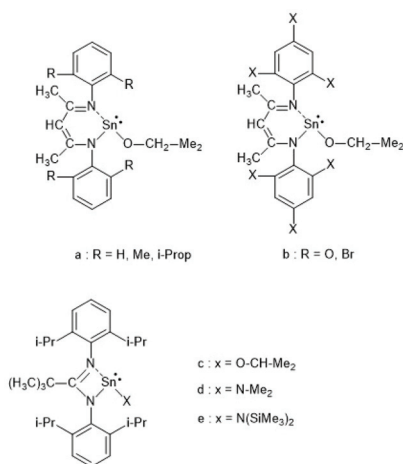
In the following years covalent tin alkoxides were rarely used as catalysts/initiators of ROPs of lactides because most research groups working on ROPs of lactide focused their interest on SnOct_2 -catalyzed polymerizations. When the Penczek group started to investigate the mechanism of alcohol-initiated, SnOct_2 catalyzed ROPs of L-lactide, they used $\text{Sn}(\text{O}i\text{Bu})_2$ for comparative studies.³⁵⁻³⁷ It was found that this tin(II) alkoxide is more reactive than the afore-mentioned butyl tin(IV) alkoxides and rapid ROPs became feasible at 80 °C in THF. Living ROPs resulting in polymers with narrow dispersities (D) were observed. NMR spectra revealed that both butoxide groups initiated chains growth. By means of MALDI TOF mass spectrometry it was found that the Sn atom was attached to the O-CH(CH₃) end group. In this way, the $\text{Sn}(\text{O}i\text{Bu})_2$ -initiated ROPs contributed an important mosaic piece to the elucidation of the alcohol-initiated ROPs of lactides, which are discussed in more detail in the next section.

In the years 2001–2009 Gibson and co-workers performed detailed studies on synthesis and properties of Sn(II) single site catalysts containing ancillary ligands (Schemes 3–6).³⁸⁻⁴² Those studies were mainly focused on syntheses and characterization of those complexes by means of NMR spectroscopy and X-ray methods. All polymerization experiments were conducted in toluene at 60 °C with *rac*LA as monomer. They were found to behave 1st order for *rac*LA, whereas the reaction order of the

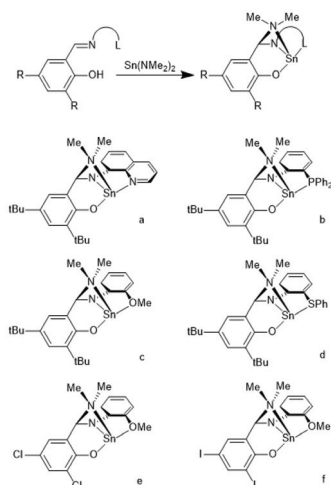


Scheme 1 C-I mechanism formulated for ϵCL by Ouhadi *et al.*²⁹ (with permission from Wiley).

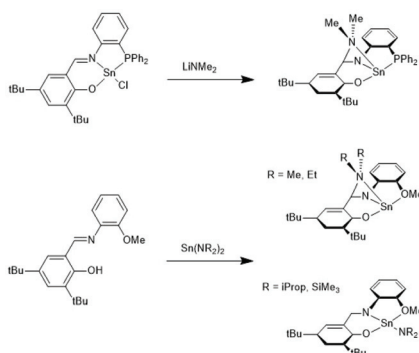




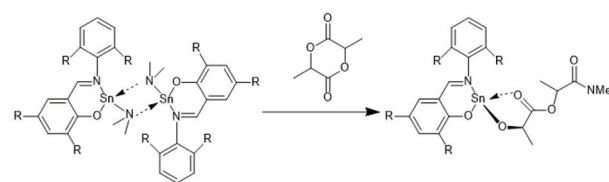
Scheme 3 Sn(II) complexes used by Gibson *et al.* as catalysts for ROPs of *rac*LA (reproduced with permission from ref. 39 Copyright 2006 American Chemical Society).



Scheme 4 Sn(II) complexes used by Gibson *et al.* for ROPs of *rac*LA (reproduced with permission from ref. 41 Copyright 2006 American Chemical Society).



Scheme 5 Sn(II) complexes used by Gibson *et al.* for ROPs of *rac*LA (reproduced with permission from ref. 41 Copyright 2006 American Chemical Society).

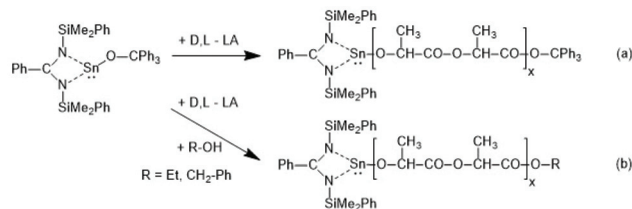


Scheme 6 ROP of *rac*LA formulated by Gibson *et al.* indicating an intramolecular DA-interaction of the LA unit directly attached to the Sn atom.⁴² (with permission from RSC).

catalyst depended on whether it was monomeric or dimerized in toluene. A living character was attested to those ROPs with low dispersities (D). In most cases dispersities even below 1.1 (down to 1.04) were found at low conversions along with a steady increase at higher conversions. Quite similar results were obtained by Aubrecht *et al.*⁴³ The single-site catalysts outlined in Scheme 7 were synthesized and characterized. Again, ROPs of *rac*LA were performed in toluene (at 80 °C). The catalysts did aggregate under these conditions, but the rate of propagation was 1st order with regard to the monomer, and low dispersities (<1.1) increasing with the conversion were found.

However, poly(D,L-lactide) was more soluble than PLLA in any solvents, so that precipitation into a non-solvent may entail significant fractionation. This is also true for methanol and for heptane, and the removal of oligomers enhances M_n and reduces the dispersities. The influence of fractionation increases with decreasing molar mass of the polylactide, and thus, the extremely low dispersities reported by the Gibson and Aubrecht were at least partly a consequence of fractionation.^{38–43}

From the preparative point of view, the complexes outlined in Schemes 3–7 have two disadvantages. First, they will racemize L-lactide at higher temperatures due to the basicity of the nitrogen atoms. Second, only uncorrected M_w 's below 50 000 were obtained. However, such low molar mass PLLAs can easily be prepared by a variety of catalysts including catalysts based on metal ions of low toxicity such as zinc, magnesium, or bismuth. Furthermore, the toxicity of the tin complexes is unknown, and it should be considered that organic complexes of tin(II) may have a much higher toxicity than the free Sn^{2+} ion, in analogy to other organotin compounds (see part 2).



Scheme 7 Sn(II) complex used by Aubrecht *et al.* for ROPs of *rac*LA without or with addition of an alcohol as initiator (reproduced with permission from ref. 43 Copyright 2002 American Chemical Society).



Tin(II) complexes with nitrogen-containing ancillary ligands were also studied by the group of Carpentier (Schemes 8 and 9).^{44–48} Again a 1st order polymerization mechanism regarding the monomer with living character and low dispersities were observed. The incorporation of isopropoxide groups as dead chain ends was confirmed by ¹H NMR spectroscopy. LLA was used as monomer, but despite the strongly basic tertiary amino group in the catalyst, no information on racemization was disclosed. In the paper of Wang *et al.* Sn-bis-isopropoxide was also synthesized by means of a large excess of isopropanol and used as polymerization catalyst.⁴⁶ In agreement with the results Penczek *et al.*^{35–37} had found for Sn-bis-*n*-butoxide, those authors observed that both isopropoxide groups initiated a PLLA chain. The consequences of the excess alcohol are discussed in part 4.3. In their last paper dealing with Sn(II) complexes Carpentier *et al.* studied the synthesis and catalytic activity of the Ge, Sn and Pb complexes (**1a–c**)–(**4a–c**) in Scheme 9.⁴⁸ It was found that the reactivity strongly increased with increasing radius of the metal ion. All the papers of

Gibson, Tolman or Carpentier and co-workers have in common that their kinetic results agree with a C–I mechanism, which was proposed analogous to that of Scheme 2 (see Scheme 8).^{40,45}

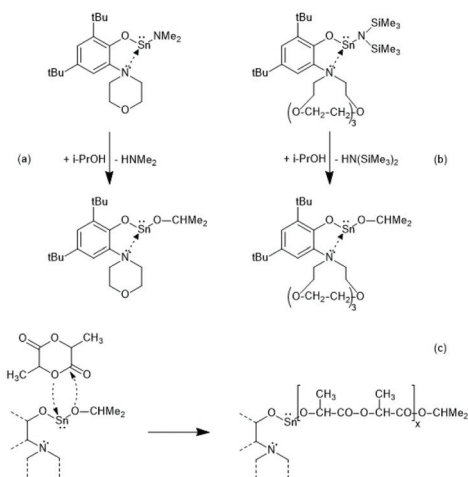
Quite recently Punyodom *et al.* published three studies using Bu₃Sn butoxide or tin(II) *n*-alkoxides as initiators for ROPs of LA in bulk.^{49–51} Kinetic studies using ¹H NMR spectroscopy or DSC measurements performed with variation of temperature and time were used to determine activation energies and to compare the efficiency of their catalysts with those of SnOct₂-alcohol combinations.⁵⁰ Sn(OnBu)₂ was also used to prepare graft copolymers having PLLA side arms and antimicrobial coated medical grade LLA/εCL copolymers.^{51,52} However, the statement of those authors that Sn(*n*Bu)₂ is a novel initiator is not quite correct, because it was already used before by the Penczek group.^{35–37}

A new dimension of preparative work based on cyclic dibutyltin bisalkoxides was opened by the Kricheldorf group in 1994, but since those polymerizations fall under the definition of ring-expansion polymerization (REP) they will be discussed in part 5.

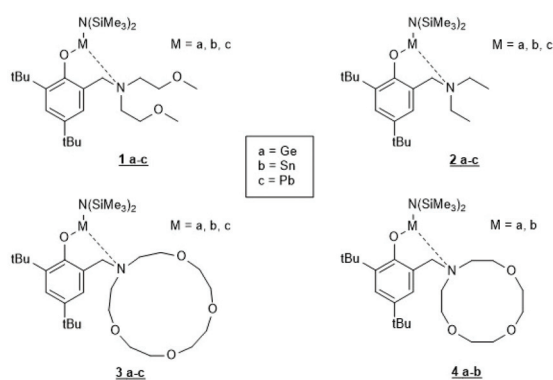
3.2 Stereocopolymerization

Copolymerizations of lactides with other cyclic esters, such as glycolide or ε-caprolactone (εCL) have been studied by numerous research groups, but either alcohols served as initiators (see part 4) or catalysts based on other metals (*e.g.* Al, Zn) were used. However, covalent Sn-catalysts played a role for early studies of stereo-copolymers of D- and L-lactyl units.

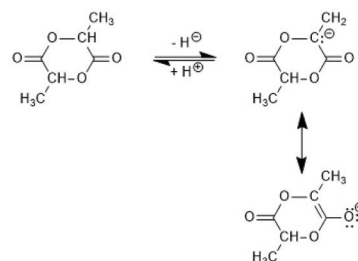
Since lactide contains two chiral carbons, this dimeric monomer exists in the form of four different isomers: L,L-lactide (LLA), D,D-lactide (DLA), D,D,L,L-lactide (*rac*LA) and D,L-lactide (*meso*LA). It was predictable and confirmed in the early days of lactide research that the percentage of D-units in PLLA has strong influence on all physical properties.⁵³ Therefore, it was a major success of the early work of Kleine and Kleine that they could demonstrate that Sn-based catalyst do not cause racemization of lactide even at 160 °C.¹¹ Racemization is typically a consequence of a reversible, temporary proton abstraction from an α-carbon of the lactide (Scheme 10). Since the temporarily formed partial C–O double bond hinders rotation around this C–O bond, its formation is favoured in the cyclic monomer over a formation in the polylactide backbone. The basicity of Sn–O, Sn–S and Sn–Cl bonds is low enough to avoid



Scheme 8 Sn(II) complexes used by Carpentier *et al.* for ROPs of *rac*LA or LLA⁴⁴ and CI mechanism formulated in ref. 45 (with permission from Wiley).



Scheme 9 Ge, Sn and Pb complexes used by Carpentier and cow. for ROPs of *rac*LA⁴⁶ (with permission from RSC).



Scheme 10 Mechanism of the base-catalyzed racemization of LLA.



racemization up to temperatures of 180 °C when the reaction time is short (1–4 h depending on the structure and concentration of the catalyst). The influence of small amounts of D-units on T_m and other physical properties have been studied by several research groups.^{53–57} It was found that T_m decreases from 176–178 °C to 138–139 °C when the D-content increases from 0–10.5%.⁵³ When the D-content approaches 15% in a random sequence crystallinity vanishes completely. The sequence of D- and L-units plays of course a decisive role for the influence the D-units have on the properties of poly(L-lactide). Two-block copolymers can form so-called stereocomplexes that have high T_m values (up to 230 °C), whereas random stereosequences favour an amorphous character of polylactides.^{58,59}

Stereosequences, in principle, can be analysed by high resolution ¹H and ¹³C NMR spectroscopy. The first NMR spectroscopic stereosequence analyses of polylactides prepared by ROP of *rac*LA were reported by Lillie and Schulz in 1975, but those authors used Zn and Al catalysts.⁶⁰ One year later Schindler and Harper polymerized *rac*LA in bulk at 130 °C for 260 h with neat SnOct₂ as catalyst and characterized the resulting stereo-*co*-PLLA by means of 100 MHz ¹H NMR spectra.⁶¹ Despite the long polymerization time they assumed that transesterification reactions were negligible. From NMR spectra, they concluded that the copolymerization obeyed a Bernoullian statistics. This means that the D–D and L–L bonds preformed in the monomers were not involved in transesterification, so that syndiotactic sequences (mrmr) were not formed. The same authors later studied the ROP of *meso*LA at 140 °C/42 h catalyzed by neat SnOct₂.⁶² On the basis of a 250 MHz ¹H NMR spectrum now syndiotactic tetrads (mrm and rmr) were prevailing, whereas isotactic tetrads (mmm) were absent.

A broader study of stereo-copolylactides was performed by Kricheldorf *et al.* in 1992. These samples were analysed by means of 360 MHz homo-decoupled ¹H NMR spectroscopy (to eliminate the influence of vicinal coupling) and 90 MHz ¹³C NMR spectroscopy.⁶³ Around 50 ROPs of *rac*LA and 40 ROPs of *meso*LA were conducted either in bulk or in xylene. Bu₃SnOMe and SnOct₂ served as catalysts. The ROPs in bulk were conducted at 20, 150 and 180 °C and the time was varied from 2 to 24 h. The stereosequences were characterized by an average length of the isotactic blocks, L_i , meaning the number of directly connected D or L units. With Bu₃SnOMe as catalyst a maximum L_i of 3.8 was found for *rac*LA and 1.4 for *meso*LA (indicating a predominance of syndiotactic dyads and tetrads), at 120 °C/2 h. When temperature and time were enhanced, the L_i value of *rac*LA decreased, whereas that of *meso*LA increased. Finally, at 180 °C/24 h random stereosequences were obtained from both monomers characterized by an average isotactic block length of 2.0. An analogous series of ROPs performed with SnOct₂ showed the same trends. However, a random stereo-copolymer was not obtained, because at 180 °C total degradation of the polylactides occurred when polymerization time was extended beyond 8 h. Polymerizations in xylene at 90 and 120 °C were unsuccessful when Bu₃SnOMe served as cata-

lyst and *meso*LA as monomer. For *rac*LA a maximum L_i -value of 4.2 was found. With SnOct₂ low yields and molar masses were achieved with both monomers, but the stereospecificity of the ROPS were quite similar to those observed for polymerizations in bulk at 120 °C. In this connection, a recent study of Bu₃Sn butoxide-initiated ROPS of *rac*LA also conducted in bulk should be mentioned.⁶⁴

ROPs of *rac*LA and *meso*LA followed by NMR spectroscopic sequence analyses were also performed later by other research groups, but those groups used Zn or Al-based catalysts, so that a discussion of their results was outside the scope of this review.

4. Alcohol-initiated polymerizations

4.1 Mechanistic aspects of SnOct₂-catalyzed ROPS

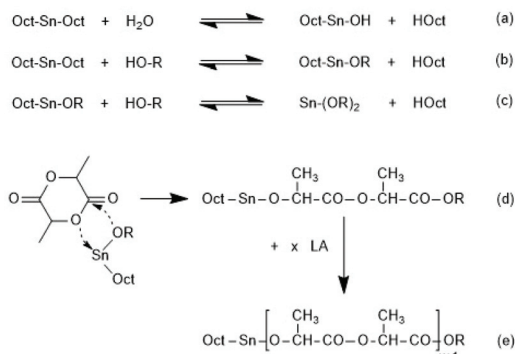
Since tin(II)-2-ethylhexanoate plays an extraordinary role for research and technical production of polylactides, the authors have attempted to trace back the history of this catalyst. In a patent of Ethicon Inc. filed by A. K. Schneider in 1971, most polymerizations of L-lactide were performed with diethylzinc, but SnOct₂ was used for a copolymerization of lactide and glycolide.⁶⁵ Homo- and copolymerizations of LLA were described in 1972 by Sinclair and Gynn in a report of the Battelle Columbus Laboratories (Ohio),⁶⁶ but Schneider and Sinclair used neat SnOct₂ as catalyst. In the following years, a rapidly increasing number of research groups began to use SnOct₂ for various preparative purposes either as neat reagent (discussed in part 6) or in combination with an alcohol as initiator. Medical or pharmaceutical applications, on the one hand, and exploration of the physical properties of polylactides, on the other hand, were in the focus of those research groups. The usefulness of alcohols as cocatalysts/initiators was apparently for the first time explored in a publication of Schindler *et al.* who used ϵ CL and not lactides as monomer.⁶⁷ Those authors demonstrated that each alcohol molecule initiates one chain, allowing for a control of the average molar mass of the resulting polylactones. They also demonstrated that relatively narrow dispersities may be obtained, and above all, a significant acceleration of the polymerization was found. This report prompted numerous research groups to explore the preparative potential of this catalyst system. Particularly important was its implementation as the standard process for the technical production of polylactides. In numerous academic studies the usefulness of mono- or multifunctional alcohols was explored mainly with the purpose to expand medical and pharmaceutical applications of homo- and copolylactides.

The reaction mechanism of alcohol-initiated and SnOct₂-catalyzed ROPS of lactides has been intensively studied by several research groups and even today (2021) there are still open questions. A first formulation of a mechanistic concept was published in 1994 by the McAuley group.⁶⁸ Those authors found that the molar mass depended on the LA/alcohol ratio and accelerated the ROP, whereas addition of carboxylic acids reduced the rate of polymerization. They postulated that



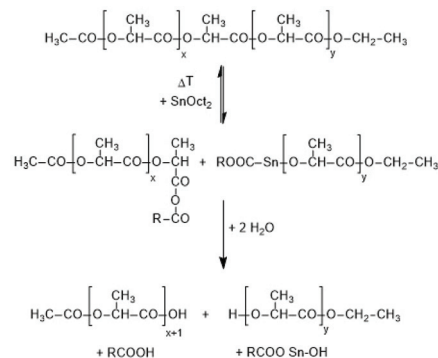
initially a rapid equilibration between alcohol and SnOct₂ occurs generating a Sn-alkoxide bond (eqn (a) in Scheme 11), which was considered to be the genuine initiator due to its higher nucleophilicity relative to the tin carboxylate groups in SnOct₂. For initiation and propagation, they proposed the C-I mechanism published by Kricheldorf *et al.* several years before on the basis of dibutyl and tributyl tin alkoxides (eqn (b) and (c) Scheme 11).^{31,32} Those authors also discussed an alternative mechanism, which proposed a reaction of alcohol with LLA both associated to the tin(II) atom *via* sp³d² orbitals without formation of a covalent Sn-alkoxide bond.⁶⁹ Yet, on the basis of further experiments conducted in bulk with NMR spectroscopic identification of end groups, a little later Kricheldorf *et al.* abandoned this mechanism in favour of the mechanism outlined in Scheme 11.⁷⁰ The mechanism of Scheme 11 was also confirmed at the same time by detailed kinetic studies of the Penczek group, which used butanol as initiator in THF at 80 °C.^{35,37} Those authors demonstrated that under these conditions neat SnOct₂ is inactive and a rapid ROP with narrow dispersities is only possible upon addition of an alcohol. According to the definition of a living polymerization the DP parallels the LA/In ratio and the conversion.³⁷ A later study of Prud'Homme *et al.* conducted in toluene at 70 °C confirmed these conclusions.⁷¹

However, this picture has one important shortcoming. The reaction conditions are quite different from those used for the technical production, which is conducted in bulk at temperatures increasing from 130 to 180 °C to keep the PLLA in the molten state. Extrusion from the reactor even requires temperatures around 200 °C for a few minutes. Prior to extrusion a catalyst poison is added to the melt to suppress the rapid degradation of the initially formed high molar mass PLLA, a typical consequence of SnOct₂ observed first by Jamshidi *et al.*⁷² Experimental studies of the authors at 130, 160 and 180 °C revealed the following results. ROPs in bulk above 120 °C differ from those described for temperatures below 100 °C in solution in several important aspects.

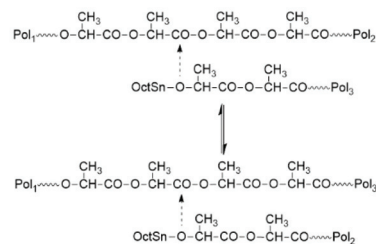


Scheme 11 Mechanism of the alcohol-initiated and SnOct₂-catalyzed polymerization of lactides first formulated by Zhang *et al.*⁶⁸ (with permission of Wiley) and Kricheldorf *et al.*³² (with permission Copyright 1988 American Chemical Society).

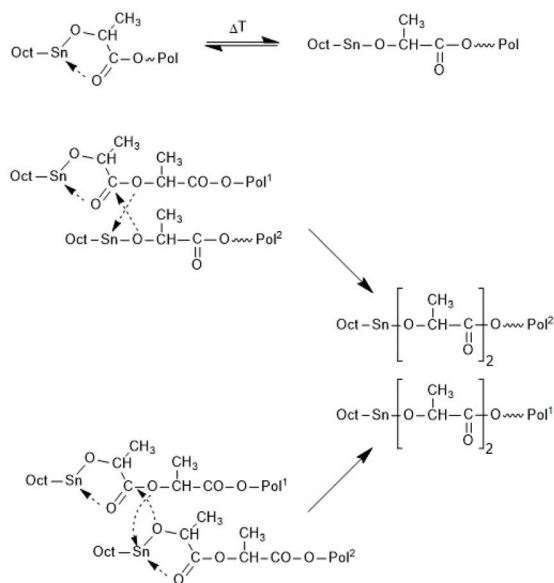
First, at temperatures >120 °C at least four transesterification mechanism occur: three intermolecular reactions (Schemes 12–14) and the intramolecular formation of cycles by



Scheme 12 Intermolecular transesterification *via* cleavage of poly(lactide) chains by SnOct₂.⁷³



Scheme 13 Intermolecular transesterification *via* reaction of active chains ends with the polylactide backbone (chain transfer equilibration).⁷³



Scheme 14 Two versions of the hypothetical single unit transfer mechanism.



“back-biting” (Scheme 15, see “Third” below).^{73,74} The intermolecular transesterifications occur at temperatures around or below 120 °C, and thus, are more efficient than ring-chain equilibration by “back-biting”.⁷⁵ Particularly interesting is the existence of a transesterification mechanism, which converts the initially formed even-membered chains into odd-numbered ones without broadening of the MWD. Apparently a single lactyl unit is exchanged as illustrated by the hypothetical mechanism outlined in Scheme 14. This mechanism assumes that the last lactyl unit fixed to the Sn atom is activated by formation of a five membered ring with donor–acceptor (DA) interaction between the carbonyl oxygen and Sn. Evidence for the existence of this intramolecular DA interaction was contributed by three research groups by X-ray structure analyses of isolated complexes,³⁹ by ¹³C NMR spectroscopy⁴⁵ and by computer modelling.^{45,76} However, a definite prove for the single unit exchange (SUE) mechanism is still lacking.

Second, it was recently observed by MALDI TOF mass spectrometry that the nature of the alcohol used as initiator has a significant influence on the efficiency of transesterification reactions above all on the efficiency of the even–odd equilibration.⁷⁷ Two extreme cases are illustrated in Fig. 1. Somehow the initiators interact with the SnOct₂ in a way, which has not been clarified yet. A comparison of three different alkanols by Pholharn *et al.* did not include mass spectrometric studies, and an influence of different alcohols on the course of low temperature ROPs in solution was not reported.⁷⁸ When acidic OH-compounds such as cyclohexanone oxime, 4-chloro-, 4-cyano-, 4-nitrophenol or pentafluoro phenol are used as initiators poly lactides having activated ester end groups are formed in a clean ROP at temperatures around 130 °C, whereas a considerable fraction of cycles is forms at 160 °C

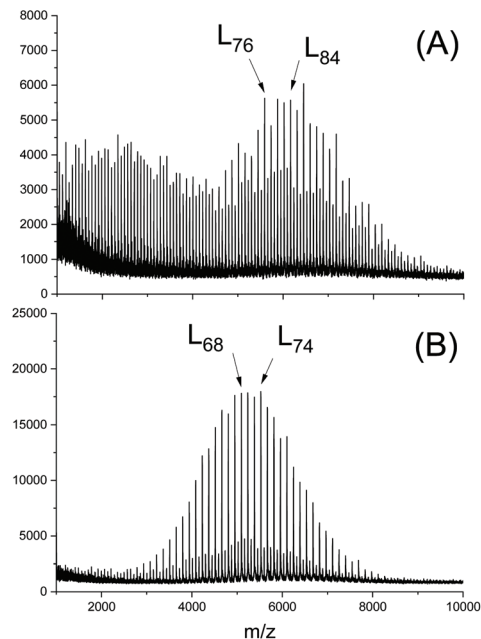
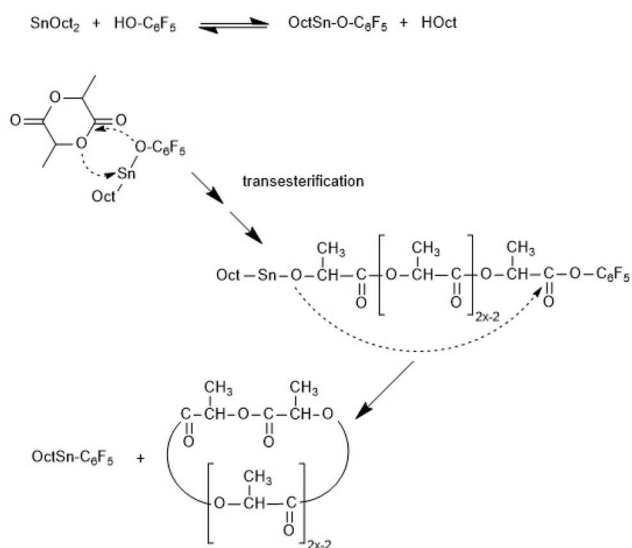


Fig. 1 MALDI TOF mass spectra of PLLAs prepared in bulk at 130 °C with SnOct₂ (LLA/Cat = 1000/1) and (LLA/In = 50/1): (A) initiated with *n*-butanol, (B) initiated with 4-nitrobenzyl alcohol (reproduced from ref. 77 with permission from Elsevier).

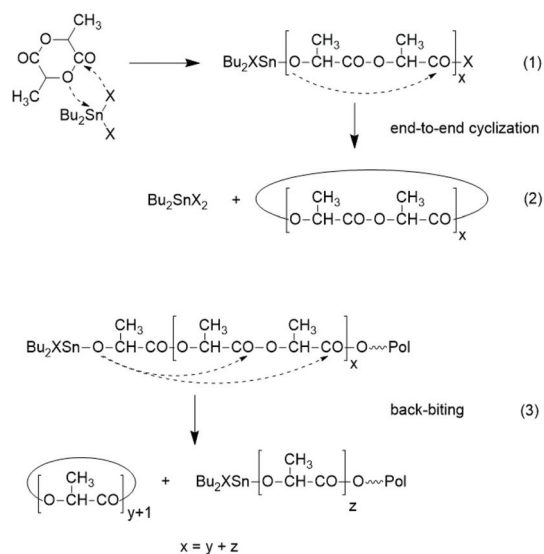
(and above). The fraction of cycles increase with higher reactivity (electrophilicity) of the ester end group, what indicates that under these conditions most cycles are formed by end-to-end cyclization (Scheme 15).⁷⁹

Third, the ROPs of LA around or above 130 °C include formation of cycles. Two different mechanisms account for this fact. The reactivity of neat SnOct₂ increases dramatically and allows for rapid polymerization of lactides at 160 °C or above even in the absence of alcohols.⁷³ At LLA/Cat ratios >1000/1 typically used for the technical production, the resulting PLLA almost completely consists of cycles, because in the absence of an initiator a ROPPOC mechanism is operating as described in part 6 in more detail.⁷³ The formation of cycles by neat SnOct₂ has the consequence that the ROPPOC mechanism and the alcohol initiated ROP compete, and the content of cycles depends on the In/Cat ratio. Low LA/In ratios combined with high In/Cat ratios suppress the formation of cycles, while low In/Cat ratios (and thus, high LA/In ratios) favour formation of cycles *via* end-to-end (ete) cyclization, because the ROPPOC mechanism is favoured. However, ete-cyclization is not the only source of cycles. The second source of cycles is ring-chain equilibration *via* “back-biting”. This type of transesterification reaction (Scheme 16) is less effective than intermolecular transesterification reactions formulated in Schemes 12–14, but is favoured at temperatures >130 °C and longer reaction times. Regardless how the cycles are formed, their formation is unavoidable, when high molar mass poly lactides are prepared in bulk >130 °C. Therefore, commercial PLLAs usually contain 1–3 weight% of cycles corresponding to 2–8 mol% of cycles,



Scheme 15 Formation of cycles in SnOct₂-catalyzed ROPs initiated with acidic phenols.





Scheme 16 Ring-chain equilibration via "back-biting".

that represent the predominant species in mass spectra in the mass range below 6000 Da.

The formation of cycles has two consequences. First, the number average molar masses (M_n 's) do not parallel the LA/In ratio but lag behind. This is an effect, which is particular remarkable at LA/In ratios >200 .⁸⁰ Nonetheless, even for ROPs conducted in bulk at higher temperatures the molar masses can be roughly controlled *via* the LA/In ratio. The second important effect of cyclization reactions and of intermolecular transesterification reactions is a significant broadening of the MWDs. Dispersities (D) > 2.0 and even >3.0 are quite normal.

Over the past twenty years, polymerizations proceeding according to the "living pattern" with full control of molar mass and dispersities < 1.2 have become a kind of academic fetish, and polymerizations that do not satisfy these properties are considered to be in lower quality and less useful. However, this view is not only irrelevant for the technical production of PLLA and other polymers, but also misleading. Whenever, commercial applications with thermal processing come into play (*e.g.* injection moulding, extrusion, bottle blowing, fibre spinning) a broad MWD is desirable, because it includes a better balance between moderate melt viscosity and good mechanical properties. Hence, the characteristic properties of LLA polymerizations in bulk at higher temperatures are in fact favourable for almost all commercial applications based on thermal processing.

In connection with the afore-mentioned mechanistic studies of alcohol-initiated ROPs catalyzed by SnOct_2 the following publication merits mentioning. Kowalski *et al.* have demonstrated that primary amines used as initiators yield almost the same kinetic pattern as primary alcohols.⁸¹ The crude LA isolated from fermentation processes contains numerous impurities including amino acids, ethanol, glucose and sodium carbonate. Itzinger *et al.* have recently studied to what extent these impurities can influence the properties of

PLLA when the polymerization is performed at 180 °C for 1 h.⁸² Whereas the influence on glass transition (T_g) and melting temperature (T_m) was negligible, the influence on molar mass and dispersity was remarkable. Not unexpectedly, the strongest effect was found for sodium carbonate, which can not only cause racemization, but also favour cleavage of ester groups *via* β -elimination (yielding acrylate and carboxylic end groups).

Extensive computer modelling studies of alcohol-initiated and SnOct_2 -catalyzed ROPs at 130 °C performed by Morbidelli and co-workers should be mentioned.^{83–85} More recently, extensive kinetic studies concerning the synthesis of linear and star-shaped PLLAs were reported by Karidi *et al.*⁸⁶

4.2 Preparative aspects of alcohol-initiated, SnOct_2 -catalyzed ROPs

The usefulness of the alcohol/ SnOct_2 catalyst system for various preparative purposes is based on the fact that the structure of the alcohols used as initiators can be varied over a broad range, and this variation entails, in turn, a broad variation of structure, architecture and properties of the resulting polyactides. The following variants of their architecture were studied.

- (A) Linear homo polyactides and random copolyactides initiated with a monofunctional alcohol.
- (B) Block copolymers initiated with a diol including oligomeric and polymeric α,ω -diols. The use of polymeric α,ω -diols as initiators had usually the purpose to prepare ABA triblock-copolymers with A segments consisting of crystalline PLLA.
- (C) Star-shaped polyactides initiated by a multifunctional alcohol.
- (D) Comb-shaped polyactides initiated by a polymer having pendant OH groups.
- (E) Branched and hyperbranched polyactides.

The references cited regarding A–E are not exhaustive but focused on those publications that document the earliest application of the mentioned initiators and later review articles. A more detailed comment follows here.

(A) The technical production of linear poly(L-lactide)s is based on initiation by a monofunctional alcohol. The commercial polyactides vary with regard to their molar masses (uncorrected M_w 's are typically in the range of 100–200 kDa), but they also vary with regard to their optical purity. Small amounts of D-lactyl units are purposely incorporated by addition of *meso*-lactide or racemic lactide to reduce the melting temperature (T_m) to values around or below 170 °C. Such a reduction eases thermal processing (*e.g.* injection moulding or extrusion) at temperatures < 200 °C, thereby lowering the risk of thermal degradation.⁴ Linear homopolymers of LLA or DLA were prepared by means of lauryl alcohol and SnOct_2 to study the formation of stereocomplexes (racemates of PLLA and PDLA). These studies began in 1987 based on the work of Ikada and Tsuji and entailed numerous publications and review articles.^{87–95}

Copolymers of L-lactide and other cyclic monomers such as Glycolide (GL) or ϵ CL having a more or less random sequence were prepared by numerous research groups mainly for



medical and pharmaceutical applications. A first study of alcohol-initiated copolymerization of LA and GL was reported by Gilding and Reed in 1979.⁹⁶ Furthermore, a *n*-butanol-initiated copolymerization of LA and ϵ CL in supercritical CO₂ should be mentioned.⁹⁷ A complete enumeration of all publications and patents of copolymers of *rac*LA or LLA and their medical and pharmacological applications is beyond the scope of this article, and the reader is referred to pertinent reviews.^{5,98–102}

(B) Diblock copolymers can be prepared by alcohol-initiated sequential copolymerization of *rac*LA or LLA and another monomer such as GL or ϵ CL. A first example was contributed by In't Veld *et al.* who performed an ethanol-initiated ROP of ϵ CL in bulk at 110 °C and used the resulting PCL as macroinitiator for LLA under the same conditions.¹⁰³ Interestingly, those authors found that the inverse sequence of copolymerization results in random copolyesters. Pensec *et al.* used the same approach.¹⁰⁴ They prepared PCL-PLLA and PCL-PDLA block copolymers and studied the formation and properties of the corresponding stereocomplexes. Further diblock copolymers were prepared by using commercial poly(ethylene glycol) monomethyl ethers as macro initiators and either LLA or DLA as monomer. Jeong *et al.* examined the usefulness of their diblock copolymers as injectable drug-delivery systems.¹⁰⁵ The formation and characterization of stereocomplexes were in the focus of the Kimura group.^{106,107} Jeong *et al.* also used their diblock copolymers for the preparation of A–B–A triblock copolymers by coupling of the diblocks with 1,6-hexamethylene-diisocyanate.¹⁰⁵ Diblock copolymers based on poly(ethylene glycol) methyl ether and LLA/ ϵ CL copolyester were prepared and characterized by Min *et al.*¹⁰⁸ The LA/ ϵ CL ratio was varied over a broad range. However, almost all research groups synthesized A–B–A triblock copolymers by means of a polymeric diol as telechelic macroinitiator for ROPs of LLA or DLA. Only two groups used telechelic PCL as initiator (Scheme 17), whereas most research groups used PEGs.^{109,110}

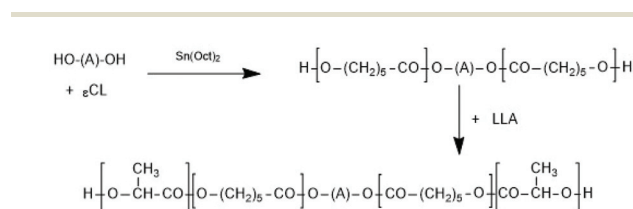
Starting out from commercial PEGs, Zhu *et al.* prepared A–B–A triblocks with amorphous poly(*D,L*-lactide) A-blocks and studied to what extent the crystallization of the PEG blocks depended on their length.^{111–113} Other examples of such amorphous-amorphous triblocks were contributed by Deng *et al.*¹¹⁴ Triblock copolyesters based on a PEG B-block and crystalline PLLA A-blocks were first synthesized by Kricheldorf *et al.*^{115,116} A special working field which emerged around 1995 concerned the formation and characterization of stereocomplexes of PEG-

based A–B–A block copolymers having PLLA or PDLA A-blocks.^{110,116–120} Kubies *et al.* studied the microdomain structure of such triblock copolymers.¹²¹

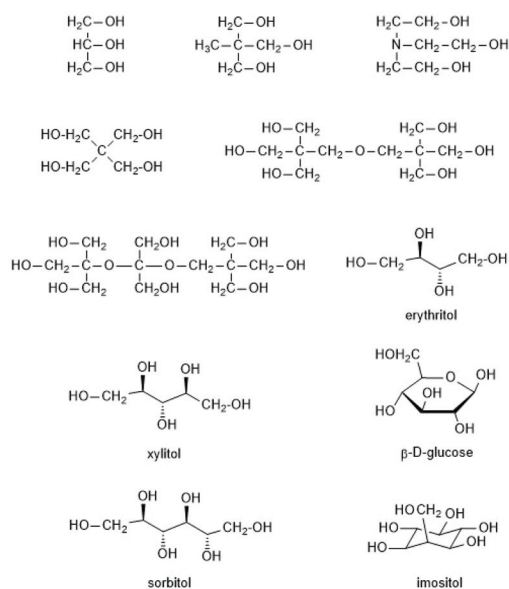
ROPs initiated with a small diol such as ethanediol, 1,3-propanediol or 1,4-butanediol may be useful to prepare telechelic PLLAs, which may serve as crystalline central blocks in A–B–A triblock copolymers. However, this approach to triblock copolymers was rarely used, because almost all A–B–A triblock copolymers studied so far, were synthesized with a soft segment as B-block and polylactides as A-Blocks. One example was published by Tsuji *et al.*¹²²

Quite recently, triblock copolymers containing a central poly(propylene glycol) should be mentioned.¹²³ Their synthesis was achieved in bulk by coupling of two 1-dodecanol-initiated PLLA chains with a poly(propylene glycol) end capped with two epoxide groups.

(C) The first synthesis of star-shaped polylactides was reported by the Pennings group starting out from myo-inositol Scheme 18 as a hexafunctional star center.¹²⁴ The resulting star-shaped polylactides were crosslinked by means of a diisocyanate derived from the ethyl ester of *L*-lysine. The resulting biodegradable polyurethane networks were designed to serve as coatings or scaffolds for medical applications, because all components of these networks were compatible with the human metabolism after hydrolytic degradation. A few years later Kissel *et al.* applied the same strategy and used glucose and sugar related polyols such as mannitol, sorbitol and xylitol (Scheme 19) as multifunctional initiators.¹²⁵ The purpose of that work was elaboration of parenteral depot-systems for various drugs. Bruin *et al.* also used pentaerythritol as initiator,¹²⁴ but four armed stars based on pentaerythritol were first prepared by Zhu *et al.*¹¹³ The arms of the star consisted of PLLA and PEO blocks, which were considered to be

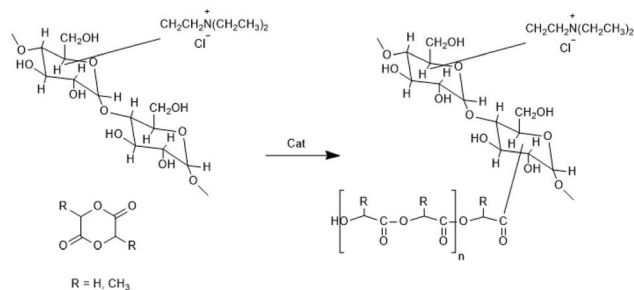


Scheme 17 Synthesis of A–B–A triblock copolyesters via ROP with telechelic P_εCL^{109,110} (with permission Copyright 2009 American Chemical Society).



Scheme 18 Multifunctional alcohols used as initiators for syntheses of star-shaped polylactides¹³⁴ (with permission from Wiley).





Scheme 19 Grafting of *rac*LA and glycolide from hydrophilic dextrans modified by attached ammonium groups¹⁴⁴ (with permission from Elsevier).

useful as “super microcapsules” for drugs. Kim *et al.* used triethanolamine in addition to pentaerythritol as initiators for SnOct₂-catalyzed ROPs of LLA.^{126–129} However, tertiary amines have the disadvantage to cause rapid racemization of LLA at elevated temperatures. Pentaerythritol and dipentaerythritol were also used by numerous other research groups as star centers.^{130–141} In this connection the work of Biela *et al.* is noteworthy, because those authors modified pentaerythritol and dipentaerythritol by selective introduction of protecting groups in such a way, that they finally obtained di-, tri-, tetra-, penta- and hexa-functional star centres of similar structure.^{132–135}

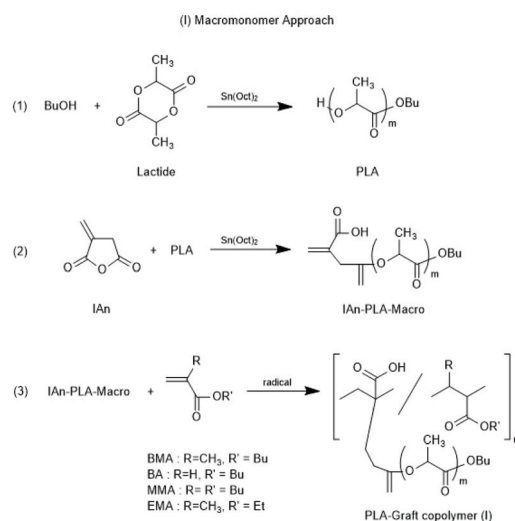
Several research groups were interested in the formation and properties of stereocomplexes of star-shaped poly lactides. In this context two papers of Shaver *et al.* should be mentioned in which the hexafunctional dipentaerythritol and hexa(hydroxymethyl) benzene (Scheme 19) served as star center.^{138,139} Using tin and aluminium catalysts the sequence of L and D-units was systematically varied and the influence of the stereosequences on the physical properties of the resulting star-shaped poly lactides was explored. More recently three papers of the Tsuji group were published, who prepared four- and six-armed stars from LLA and DLA and also synthesized star-shaped stereo diblock copolymers by sequential copolymerization of LLA and DLA.^{122,140,141} Star-shaped diblock copolymers consisting of poly(ϵ CL) A-blocks and PLLA as B-blocks were prepared by Choochottiros *et al.* and examined with regard to their mechanical properties.^{142,143}

(D) Comb-like poly lactides were prepared by several research groups by grafting LLA from polymers such as (modified) polysaccharides, polyvinyl alcohol or poly(2-hydroxymethacrylate). Research in this field began with the work of the Kissel *et al.* who were interested in hydrolytic degradation profiles of these copolymers with regard to their usefulness as drug-release systems.^{125,144,145} Those authors used partly acetylated dextran, hydroxypropyl cellulose or polyvinyl alcohol as macroinitiators. In the case of dextran, the authors not only used partial acetylation to improve the solubility in organic solvents, but they also modified the dextran with an electric charge to improve its wettability. Either the sodium salt of sulphated dextran or dextrans containing ammonium salts were used (see Scheme 19).

Other groups used partially silylated dextrans prepared by silylation with hexamethyl disilazane in DMSO.^{146,147} The degree of substitution varied with the reaction conditions, but typically the least reactive OH group at C-3 remained free and served as initiator for the ROP of *rac*LA. Grafting of *rac*LA onto hydroxyethyl chitosan was achieved by B. Luo *et al.* by means of microwave irradiation.¹⁴⁸ Two groups studied grafting of LA on polyhydroxy ethyl methacrylates.^{149,150} In the work of Lim *et al.*¹⁵⁰ oligomeric side chains either consisting of LLA or DLA were synthesized, and the formation and properties of stereo complexes were explored, whereas Zhao *et al.*¹⁴⁹ studied crystallization and thermal properties of comb polymers having long PLLA side chains. Two different methods for the preparation of co-polyacrylates having polylactide side chains were described by Kobayashi and co-workers (Schemes 20 and 21).¹⁵¹ Either, itaconic acid terminated poly lactides were synthesized first, and then copolymerized with acrylates/methacrylates (Scheme 21) or vinyl copolymers of itaconic anhydride were prepared first and OH-terminated poly lactides were grafted onto these copolymers *via* esterification with the pendant anhydride group (Scheme 22).

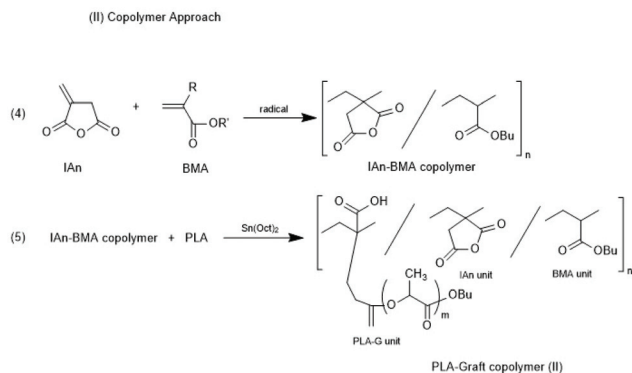
(E) Compared to block- or star-shaped poly lactides only few publications deal with syntheses of branches, including hyperbranched polymers and studies in that direction appeared relatively late. Apparently, the first paper in this field was published by Pitet *et al.* who initiated a SnOct₂-catalyzed ROP of LLA with glycidol.¹⁵² At 80 °C in toluene a normal ROP occurred so that linear PLLA end-capped with a glycidol group was formed. However, at 130 °C in bulk the epoxide group also polymerized and yielded a branched polyether structure (Scheme 22). A similar approach was explored by Wolf and Frey (Scheme 23).¹⁵³

They used 5-hydroxymethyl-1,4-dioxanone as comonomer and obtained a branched copolyester, but only low molar

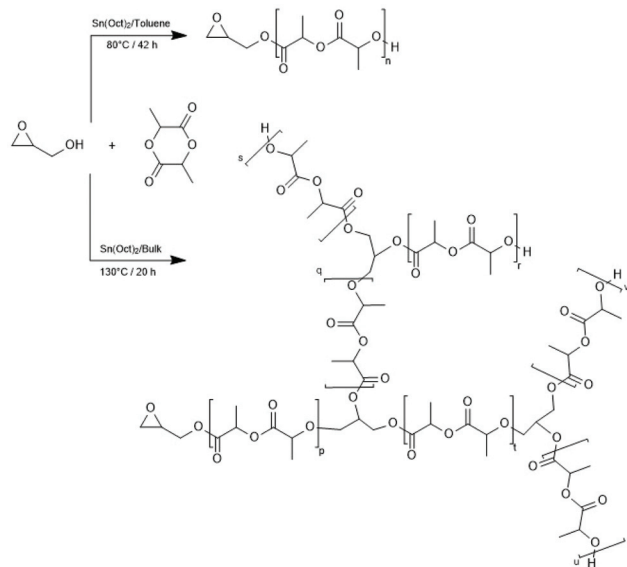


Scheme 20 Whole reaction processes *via* macromonomer approach (reproduced from ref. 151 Copyright 2012 American Chemical Society).



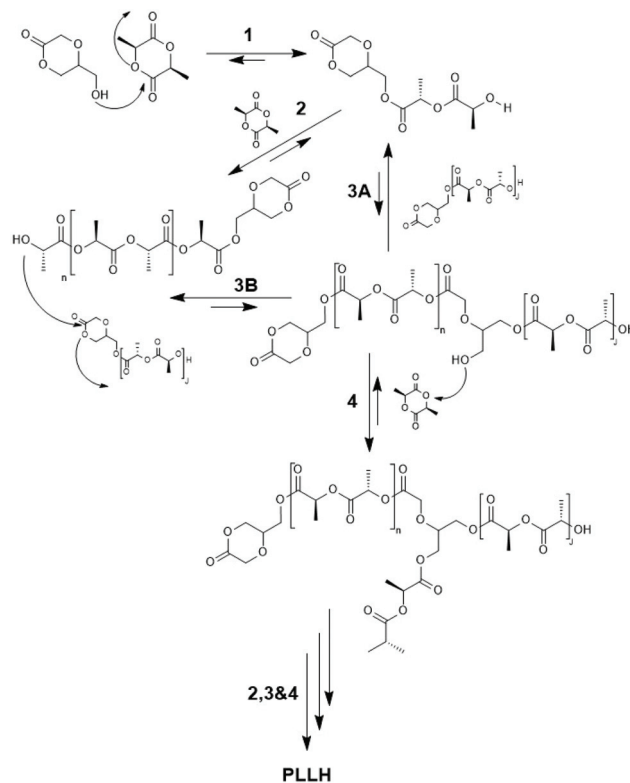


Scheme 21 Whole reaction processes via copolymer approach (reproduced from ref. 151 Copyright 2012 American Chemical Society).

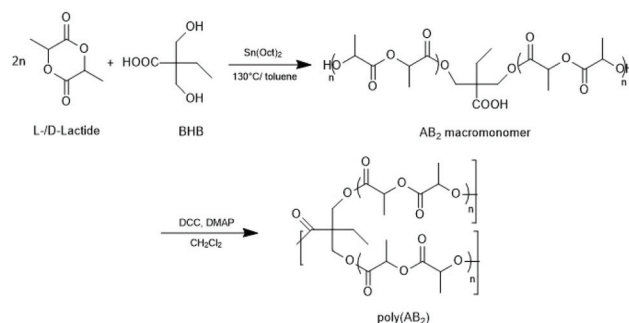


Scheme 22 Synthesis of glycidol-lactide copolymers under different conditions (reproduced from ref. 152 Copyright 2007 American Chemical Society).

masses were achieved ($M_n < 1300$, $M_w < 5000$). Later, a totally different approach was elaborated by the same group starting out from 2,2-bis(hydroxymethyl) propionic acid as initiator and comonomer of LLA (Scheme 24).¹⁵⁴ The first step of this approach consisted in a normal ROP, whereupon the two hydroxymethyl groups served as initiators. The second step consisted in a polycondensation involving the carboxylic groups activated with dicyclohexyl carbodiimide and 4-dimethylamino pyridine. A typical strategy for the preparation of biodegradable networks based on PLLA segments was described by Ivirico *et al.*¹⁵⁵ Starting from 1,6-hexanediol as initiator telechelic PLLAs were prepared, and the OH end groups were end-capped with methacrylate groups. Their radical polymerization yielded networks with tailored water sorption.



Scheme 23 Quantitative reaction scheme for ROMBP (ring opening multibranching polymerization) of 5-HDON with L-lactide derived from kinetic measurements (reproduced from ref. 153 Copyright 2009 American Chemical Society).



Scheme 24 Synthetic route to long chain branched poly D,L-lactide by SnOct₂ catalyzed ROP and subsequent condensation with DCC DMAP (reproduced from ref. 154 with permission from Wiley).

4.3 Alcohol-initiated ROPs catalyzed by various tin compounds

In addition to SnOct₂ various tin salts and compounds can be used as catalysts for alcohol initiated ROPs of lactides. At first, ROPs with two commercial tin(II) salts, namely SnCl₂ and tin acetate (SnAc₂), should be discussed.

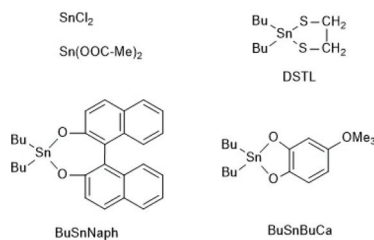
Although these tin salts were commercially available for many decades and their toxicity is low or lower than that of SnOct₂ (see part 2, chloride and acetate belong to the human



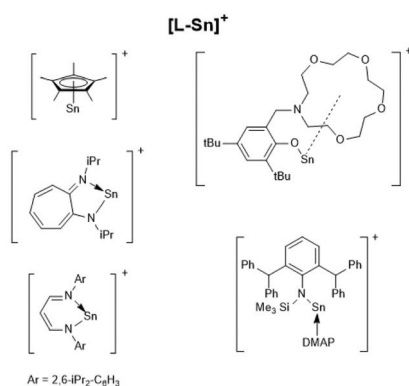
metabolism), systematic exploration of their usefulness as catalysts for ROPs of lactide and ϵ -caprolactone was only reported quite recently.^{79,156} With SnAc_2 and temperatures $< 160^\circ\text{C}$ a full control of the molar mass is feasible up to a LA/In ratio of 100. The MALDI mass spectra do not display formation of cycles in close analogies to ROPs catalyzed by SnOct_2 under identical conditions.¹⁵⁶ With SnCl_2 side reactions occur and the control of the molar mass was less perfect.⁷⁹ Surprisingly, even cyclic dibutyltin catalysts, such as DSTL,¹⁵⁷ BuSnBuCa ,¹⁵⁸ or BuSnNaph ¹⁵⁹ (see Scheme 25) which, when used as neat compounds, catalyse formation of cyclic poly(lactides) by the REP mechanism (see part 4), also catalyse formation of linear chains, when an alcohol was added as initiator.

Full control was again feasible at temperatures around or below 160°C and LLA/In ratios up to 100/1. All these alcohol-initiated ROPs have in common that the even-numbered chains predominate over the odd-numbered ones. However, detailed studies about the influence of different alcohols, different cyclic catalysts, In/Cat ratio and addition of solvents on the extent of even-/odd-equilibration and other transesterification reactions are missing.

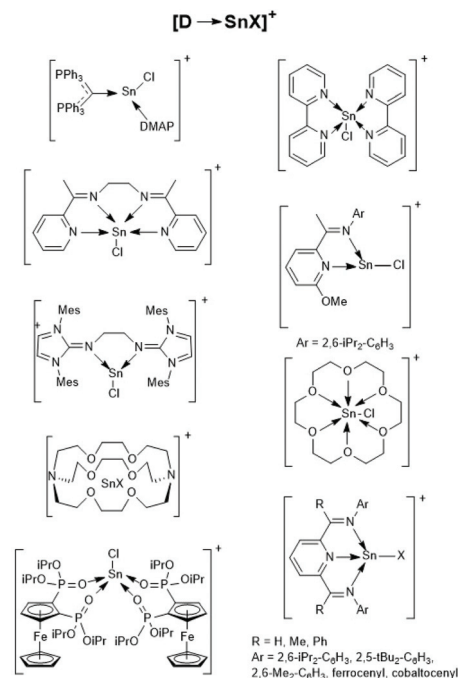
Finally, a recent publication of Novák *et al.* discussing the usefulness of the cationic Sn(II) complexes (Schemes 26–28) as catalysts for ROPs of LLA should be mentioned.¹⁶⁰ In the title and in the section “Discussion” those authors claim that these cationic catalysts initiate an activated monomer mechanism. However, MALDI TOF mass spectra and NMR spectroscopic



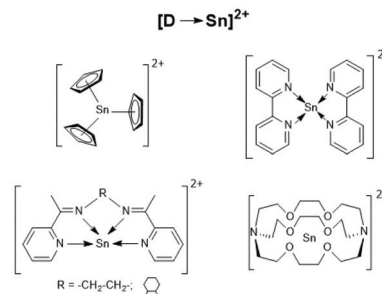
Scheme 25 Various tin compounds used as catalysts for alcohol initiated ROPs of LLA ref. 159 (with permission from Elsevier).



Scheme 26 $[\text{L-Sn}]^+$ type tin cations (modified from ref. 160, copyright 2021 American Chemical Society).



Scheme 27 $[\text{D-SnX}]^+$ type tin cations (modified from ref. 160, copyright 2021 American Chemical Society).



Scheme 28 $[\text{D-Sn}]^{2+}$ type tin cations (modified from ref. 160, copyright 2021 American Chemical Society).

end group analyses were missing. Furthermore, the authors have ignored that, Kricheldorf *et al.*^{161,162} and Bourissou *et al.*³⁴ demonstrated long ago that only super acids such as fluorosulfonic acid and trifluoromethane sulfonic acid catalyse a cationic activated monomer mechanism of lactides, whereas any other kind of cationic species does not.

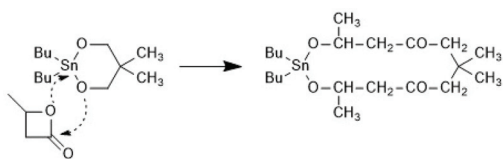
5. Ring-expansion polymerization (REP)

5.1. Cyclic dibutyl tin(IV) alkoxides as catalysts

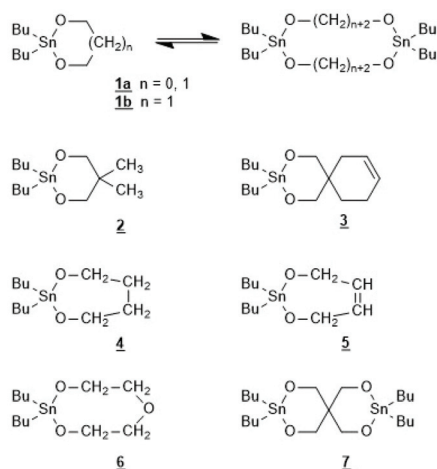
The first successful experiments of REP were reported by Kricheldorf and Lee in 1994 and 1995.^{163,164} β -Butyrolactone and ϵ -caprolactone were used as monomers and the cyclic di-



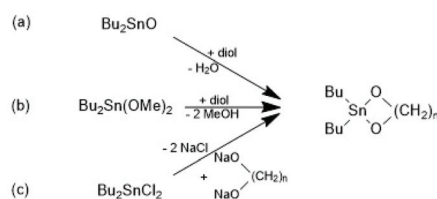
butyltin alkoxide (Scheme 29) served as catalyst. The structures and formula numbers of the cyclic tin alkoxides used later as catalysts for REPs of lactides and lactones are compiled in Scheme 30. The three standard methods used for their preparation are outlined in Scheme 31. The most convenient method is method (b) but requires the preparation of dibutyltin bis-methoxide. Although it was a commercial chemical in previous decades, it is hard to find a commercial source around 2021 (when this manuscript was written) due to its toxicity. Method (a) is simpler and less expensive but limited to a catalyst soluble in the reaction medium. Toluene or xylene are typically used for this purpose to remove the liberated water by azeotropic distillation. However, the five and six-membered cycles **1a + b**, **2**, **3** and **7** (Scheme 31) form dimers or oligomers



Scheme 29 First REP of a cyclic ester as reported by Kricheldorf and Lee (reproduced with permission from ref. 163 Copyright 1994 American Chemical Society).



Scheme 30 Structures of cyclic dibutyltin bis alkylene oxides used for REPs of LLA and several lactones.

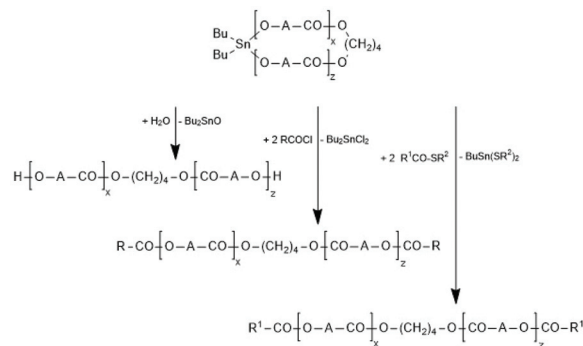


Scheme 31 Three synthetic methods useful the preparation of cyclic dibutyltin bisalkyleneoxides.

in the solid state combined with a 3D network based on donor–acceptor interactions (DA) between oxygen and tin atoms. The consequence is insolubility in all inert solvents. The same is true for dibutyltin oxide, and so it may happen that part of the reaction product begins to precipitate before all dibutyltin oxide went into solution. Therefore, most REP experiments were performed with the soluble liquid catalyst **4**. In the case of the ethylene glycol derivatives **6**, an intracircular DA interaction, confirmed by ^{118}Sn NMR spectroscopy, stabilizes the monomeric character.¹⁶⁵

Regardless of monomer and catalyst, the REPs proceed *via* the normal C–I mechanism discussed above for non-cyclic thin alkoxides (see Scheme 30). The catalyst, which is in fact an initiator, remains covalently fixed in the chain with a negative and several positive consequences. The negative consequence is that cyclic poly(lactides) free of initiator groups cannot be prepared by direct polymerization. Furthermore, the Sn–O–CH bonds are sensitive to hydrolysis and alcoholysis, so that these cyclic poly(lactides) (and corresponding poly(lactones)) are useless for any application on air. On the other hand, three positive aspects may be mentioned. First, the average ring size may be controlled *via* the LLA/Cat ratio. Second, the hydrolytically sensitive Sn–O bonds can be replaced in a second reaction step, as illustrated by reactions (1) and (2) in Scheme 32. The third approach consists of a second step which keeps the ring closed for example by incorporation of γ -thiobutyrolactone. Incorporation of thiobutyrolactone is a stoichiometric reaction, because this lactone is for thermodynamic reasons not polymerizable.¹⁶⁶ The resulting Sn–S bond is more stable against hydrolysis than the ester groups of lactide units. Further ring closing reactions were reported for REPs with ϵCL .^{166–168}

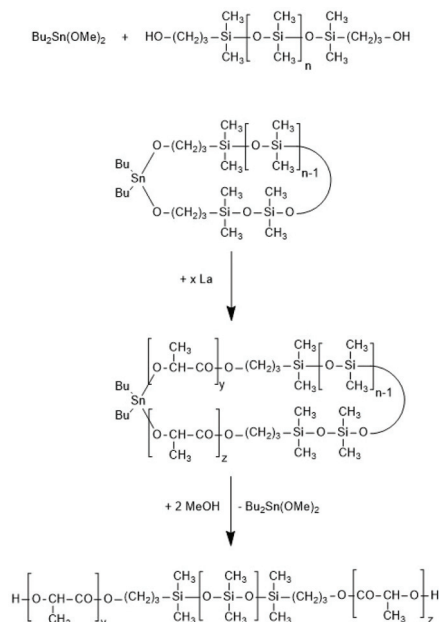
The high reactivity of the Sn–O bond allows for a quantitative ring-opening with numerous reagents such as water, alcohols, thioesters, acid anhydrides and acid chlorides, so that a broad variety of telechelic polyesters can be prepared in this way (Scheme 32). Star-shaped polyesters and biodegradable networks (useful as matrices for drug delivery) can also be prepared in his way. Most of these preparative applications were explored with lactones as monomers and thus, are not dis-



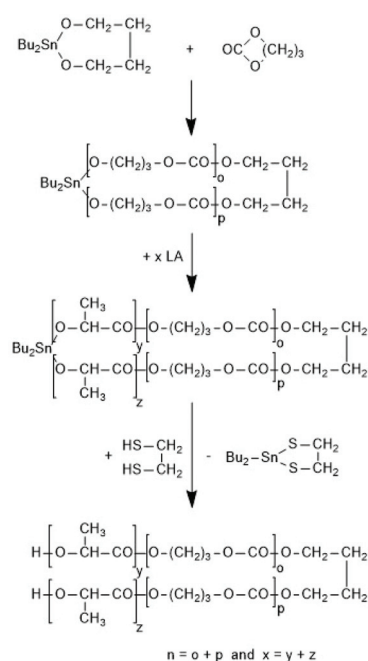
Scheme 32 Transformation of cyclic Bu_2Sn -containing poly(lactides) into telechelic linear polyesters.



cussed here in detail, but they were summarized and discussed in a previous review article.¹⁶⁹ However, two methods used for preparation of telechelic A–B–A triblock copolymers having crystalline poly(L-lactide) blocks are illustrated in Scheme 33¹⁷⁰ and Scheme 34.^{171,172}



Scheme 33 Synthesis of A–B–A triblock copolymers *via* a cyclic polysiloxane initiator (adapted from ref. 170 with permission from Wiley).

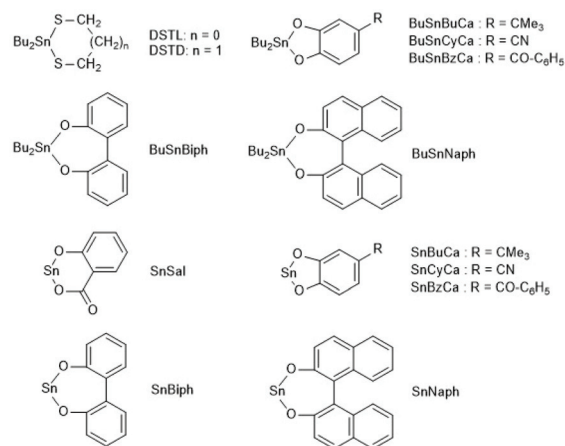


Scheme 34 Synthesis of A–B–A triblock copolymers *via* REP with 2,2-dibutyltin-2-stanna-1,3-dioxalkanes¹⁷¹ (with permission from Wiley).

Important for the success both synthetic approaches is the optimization of the reaction conditions, so that formation of large amounts of cyclics *via* intracircular back-biting is avoided. In the case of the second approach (Scheme 34), intermolecular transesterification between both polyester blocks needs also to be avoided. Furthermore, the preparation of a network starting out from the REP of *rac*LA followed by crosslinking with glycerol triglutarate trichloride should be mentioned.¹⁷³ This gel exclusively consists of biocompatible components and may serve as drug delivery system.

5.2 Cyclic tin mercaptides and bisphenoxides as catalysts

A new dimension of REP catalyzed by cyclic tin compounds was opened when the reactivity of DSTL (2,2-dibutyl-2-stanna-1,3-dithiolane) (Scheme 35) was reinvestigated.¹⁵⁷ Originally, it was reported that DSTL is inactive as catalyst for REP of lactide, for two reasons.¹⁷⁴ First, the Sn–S bond is thermodynamically more stable than the Sn–O bond formed in the (hypothetical) initiation step. Second, in an attempt to polymerize L-lactide in bulk with a high concentration of catalyst (LLA/Cat ratio of 100/1) no significant polymerization was observed after 8 h at 120 °C. This negative result was more recently confirmed, but in a re-investigation with longer reaction times (*e.g.* 24 h) at 120 °C or with shorter times (>3 h) at 160 °C nearly complete conversions were achieved.¹⁵⁷ Both, ¹H NMR spectra and MALDI-TOF mass spectra revealed that the reaction products almost completely consisted of cyclic poly-lactides free of initiator fragments. A confirmation of this interpretation by comparison of the intrinsic viscosities with those of commercial linear polylactides was not reported at that time but was achieved later. A typical example of such Mark–Houwink–Sakurada (MHS) measurement is presented in Fig. 2. A simplified scheme of the polymerization mechanism, which is based on the normal coordination/insertion mechanism, is presented in Scheme 36. The formation of odd-numbered cycles indicated that the kinetically controlled polymerization reaction yielding even-numbered chains was followed



Scheme 35 Cyclic tin catalysts used by the Kricheldorf group for REP of LLA.^{157,175–177}



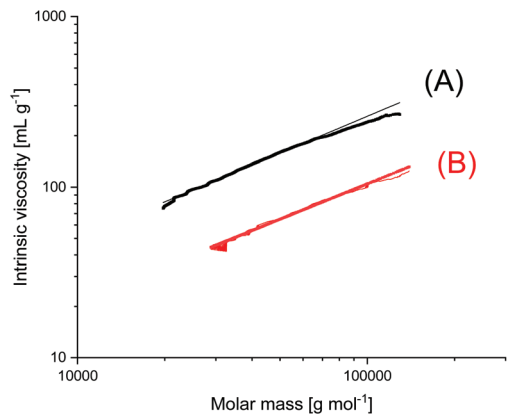
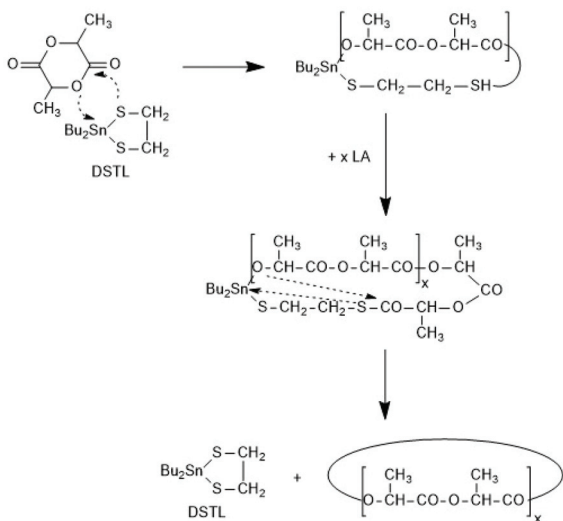
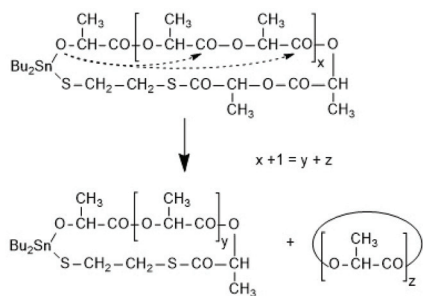


Fig. 2 MHS plots of (A) commercial linear Purapol L105, (B) cyclic PLLA prepared with DSTL in bulk at 160 °C (unpublished measurements, sample (B) was prepared in ref. 178).



Scheme 36 Simplified mechanism of the REP of LLA catalyzed by DSTL.



Scheme 37 Formation of cyclic oligolactides via intracircular "back-biting".

by rapid intracircular back-biting reactions, which finally result in thermodynamic control of the entire REP (Scheme 37).

In agreement with the existence of equilibration reactions, dispersities above 2.5 were found and M_w 's up to 140 000 were obtained without racemization. Only few polymerizations were conducted with the 2,2-dibutyl-2-stanna-1,3-dithiane (DSDT, Scheme 35), which indicated that this six-membered ring is slightly less reactive than DSTL.¹⁵⁸

Following the successful synthesis of cyclic polyactides bare of initiator fragments with DSTL, sulphur-free cyclic tin catalysts derived from suitable diphenols such as catechols, 1,1'-diphenol, 1,1'-dinaphthol and salicylic acid were synthesized (Scheme 35) and their catalytic potential was explored in much detail. All these catalyzed are easily accessible from inexpensive, commercially available starting materials in three ways. The dibutyltin derivatives are best prepared from dibutyltin oxide in hot toluene with azeotropic removal of water. The cyclic Sn(II) catalysts can be prepared by heating of the diphenol with SnOct_2 in toluene, whereupon the desired catalyst crystallizes after cooling and drives the equilibrium into the desired direction. Higher yield can be achieved by using silylated diphenols or salicylic acid, a method which can be performed in a one-pot procedure.

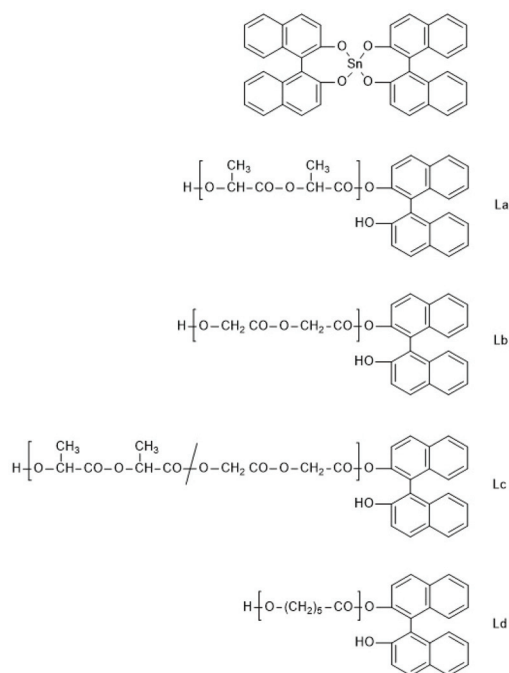
REPs with Bu_2Sn -catalyst derived from catechols were studied first revealed that with BuSnBuCa cycles almost free of linear by-products were obtained.¹⁵⁸ Polymerizations in bulk at 160 °C with variation of LA/Cat ratio and time yielded (uncorrected) M_w 's in the range of 70 000 to 100 000 with high dispersities. Characteristic for the BuSnBuCa catalyst, is a predominance of even numbered cycles in the reaction product. However, when BuSnCyCa or BuSnBzCa were used as catalysts at temperatures below 100 °C, the odd-numbered cycles were large prevalent.¹⁷⁵ A mechanistic explanation for this surprising result was discussed. With the seven-membered cyclic dibutyltin compounds BuSnBiph and BuSnNaph higher polymerization rates and higher molar masses were achieved.¹⁵⁹ REPs performed in bulk at 160 °C were completed within 1 h and yielded uncorrected M_w 's up to 140 000 again in combination with high dispersities (>3). A major shortcoming of these useful REP catalysts is their toxicity, which is unknown, but predictably higher than that of the commercial standard catalyst SnOct_2 .

To overcome or reduce this problem, the Kricheldorf group explores synthesis and application of cyclic Sn(II) bisphenoxides. At first catechols, 2,2'-dihydroxybiphenyl or 1,1-bisnaphthol were added to SnOct_2 -catalyzed polymerizations of LLA in bulk at 160 °C. Indeed, cyclic PLLAs were obtained in contrast to analogous experiments with monophenols as cocatalysts.¹⁷⁶ This observation prompted the synthesis of the cyclic Sn(II) bisphenoxides listed in Scheme 35. Numerous REPs conducted in bulk at 160 or 180 °C were performed in such a way, that either the isolated catalysts or the combination of SnOct_2 and catechol or 4-*tert*-butylcatechol were used under identical conditions.¹⁷⁷ Surprisingly, higher molar masses (M_w 's up to 170 000) and perfect cyclization were found for the combination of SnOct_2 and catechols. Analogous results were obtained with salicylic acid as cocatalyst.¹⁷⁹ However, a lower risk of discoloration was observed for salicylic acid. Catechol



and salicylic acid were selected as cocatalyst, because they are natural products with low and well-known toxicity.

SnBiph and SnNaph proved to be the most active cyclic tin catalysts studied so far even slightly more reactive than SnOct₂.¹⁸⁰ When REPs were performed in bulk at 160 or 180 °C with SnBiph conversions were complete within 15 min at LLA/Cat ratio of 1000/1 and within 1 h at a LLA/Cat ratio of 10 000/1. Cyclic PLLAs free of racemization and with M_w values up to 305 000 were obtained. Finally, polymerization experiments with the spirocyclic Sn(IV) compounds SnNaph₂ should be commented. In a first paper (also including experiments with analogous Ge and Zr compounds) the authors reported that SnNaph₂ is a rather sluggish catalyst yielding low molar mass cycles with low dispersity and a conspicuous predominance of even-numbered species.¹⁸¹ However, this interpretation turned out to be a mistake, because masses of cyclic PLLAs and linear chains having a dihydroxybisnaphthol end group (Scheme 38) are nearly identical, so that mass spectrometry alone does not suffice for trustworthy distinction. This analytical problem does not exist for other monomers, and in a recent publication including glycolide and ϵ -caprolactone the authors have revised their original misinterpretation of MALDI TOF mass spectra and clarified that all monomers yield linear chains having the structures formulated in Scheme 38.¹⁸² Nonetheless, the strong predominance of even-numbered chains which reaches levels >90% at low polymerization temperatures, was an interesting phenomenon and a mechanistic explanation has been discussed.



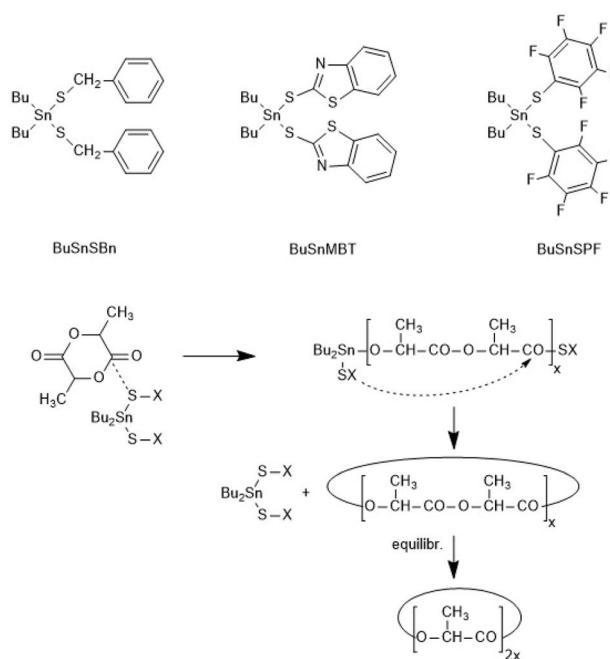
Scheme 38 Structures of the SnNaph₂ catalyst and of the linear chains obtained from it *via* REP followed by hydrolytic cleavage of the Sn–O bonds (adapted from ref. 182 with permission from Wiley).

6. Ring-opening polymerization with simultaneous polycondensation (ROPPOC)

6.1. Tin mercaptides and phenoxides as catalysts

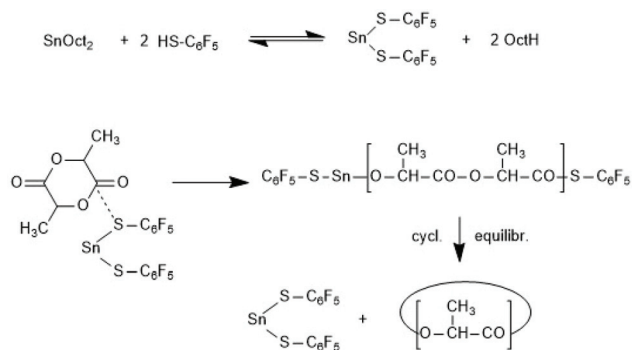
A normal ROP is characterized by an initiation reaction which yield a stable end group, usually an amide or ester group in the case of PLLAs, whereas chain growth continues at the nucleophilic chain end, typically a Sn–O–CH(CH₃)₃ group. Condensation steps, and thus, a ROPPOC mechanism come into play, when the CO–X chain end is electrophilic/reactive enough to react with the nucleophilic end group. Depending on chain length and concentration more intermolecular condensation steps, resulting in chain growth, or more intramolecular condensation steps, yielding cyclic PLLAs are the consequence. Two review articles, the second one with a more detailed definition and theoretical analysis, have been published.^{183,184}

Since the Sn–S bond is more stable than the Sn–O bond, condensation reactions were expected when the initiator is a Sn mercaptide or thiophenolate yielding a Sn–SR end group. Using three Sn–SR compounds displayed in Scheme 39, the first ROPPOC syntheses of more or less cyclic PLLAs were achieved *via* the mechanism outlined in Scheme 40.¹⁸⁵ Under identical conditions the extend of cyclization was higher for the catalysts derived from acidic SH-compounds (BuSnMBT and BuSnSPF) than that from benzyl mercaptane, as expected for an ete-cyclization. At temperatures above 130 °C BuSnMBT has the shortcoming to cause slight racemization of LLA.



Scheme 39 Dibutyltin bis-thiolates prepared and used by Kricheldorf *et al.* for ROPPOCs of LLA and the ROPPOC mechanism catalyzed by dibutyltin bis-thiolates.¹⁸⁵



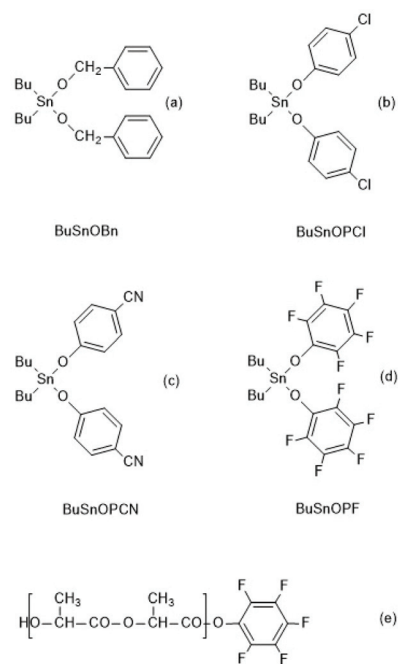


Scheme 40 ROPPOC mechanism resulting from the *in situ* combination of SnOct_2 and pentafluoro thiophenol.¹⁸⁵

Moreover, the basicity of the N-heterocycle is low. Therefore, the BuSnSPF catalyst proved to be the most useful Sn–S type ROPPOC catalyst and yielded cyclic PLLAs with M_w 's up to 200 000 without racemization.

Experiments with Sn(II) mercaptides or thiophenolates have not been reported yet, but the following results indicate that also Sn(SR)_2 compounds may react as ROPPOC catalysts.¹⁸⁶ When pentafluorothiophenol was added to a SnOct_2 catalyzed polymerization of LLA at 160 °C in bulk, formation of linear chains having SPF end groups as the first reaction products was detected by MALDI mass spectrometry. At longer reaction times (>4 h) complete transformation into cyclic PLLA was observed. These observations suggested the mechanism outlined in Scheme 40 (and steps analogous to those formulated in Scheme 39). The assumption that the thiophenol almost completely substitutes the octanoate groups is based on the fact that the Sn–S bond is in general thermodynamically more stable than analogous Sn–O bonds. Yet, compelling evidence requires, of course, the isolation of Sn(SPF)_2 .

In a subsequent paper the authors studied reactivity and usefulness of dibutyltin bisphenoxides ((b)–(d) in Scheme 41) in comparison with dibutyltin bisbenzyloxide ((a) Scheme 41) and in comparison with BuSnSPF (Scheme 39).¹⁸⁶ Polymerizations performed in bulk at 160 °C revealed that the efficiency of cyclization strongly increased with the acidity of the R–OH used for the preparation of the catalyst. This means, in turn, the electrophilicity of the CO-chain end is decisive for the success in agreement with the ROPPOC mechanism and *ete*-cyclization. Since all PLLA chains have identical $\text{Bu}_2\text{Sn-O-CH}$ end groups, formation of cycles should be independent of the CO-end group when the formation of cycles exclusively occurs *via* “back-biting” from the nucleophilic chain end. As evidenced by MALDI TOF mass spectrometry and measurements of intrinsic viscosities the most reactive catalyst, BuSnOPF , yielded almost completely cyclized PLLAs with M_w 's up to 200 000. Furthermore, it was observed, that BuSnOPF is considerably more reactive than BuSnSPF and allowed polymerizations in solution at 120 °C, whereupon the resulting molar masses can roughly be controlled *via* the initial monomer concentration. However, an unexplained phenom-

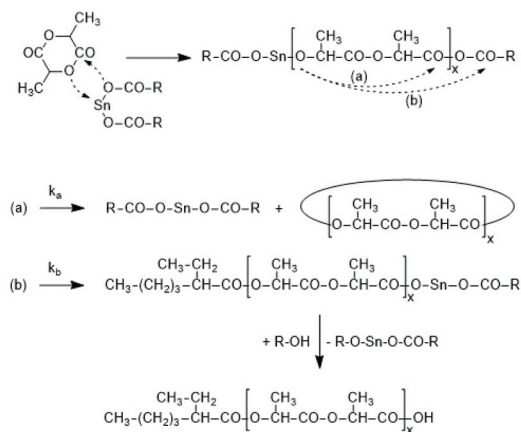


Scheme 41 Dibutyltin bisbenzyloxide and bisphenoxides prepared and used by Kricheldorf *et al.* for ROPPOCs of LLA, and a linear intermediate identified at low temperature.

enon is the tendency towards increasing side reactions at lower catalyst concentration, so that relatively large amounts of catalyst are needed for successful syntheses of cyclic PLLAs (LLA/Cat = 100/1–400/1).

6.2. Tin carboxylates as catalysts

Activation of the CO-chain end in the form of a mixed anhydride *via* initiation with tin carboxylates is another variant of the ROPPOC approach. However, a mixed anhydride consists of two more or less electrophilic CO-groups and thus, the polymerization may, in principle, proceed in two different directions as illustrated for SnOct_2 as catalyst in Scheme 42.

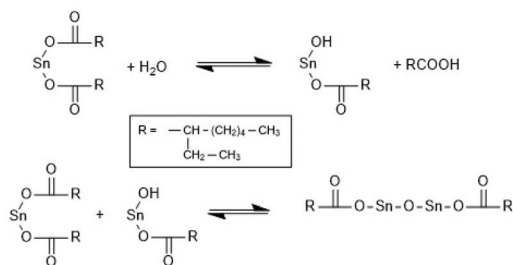


Scheme 42 ROPPOC mechanism catalyzed by SnOct_2 as proposed by Kricheldorf *et al.*⁷³

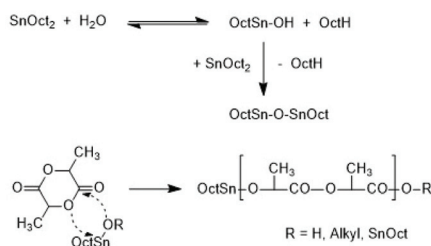


When the CO-group of the lactyl unit is more electrophilic, cycles will be the main reaction product (course (a) in Scheme 42), but when the CO group of the initiator is more electrophilic, linear chains having COOH end groups will be the sole or predominant polymerization product (b). In other words, the ratio of the rate constants k_a/k_b should be high to yield cyclic PLLAs. In the case of SnOct_2 the CO group of hexanoic acid is for electronic and steric reasons far less reactive than that of lactyl units. The high sensitivity of LLA or PLLAs to hydrolysis in contrast to alkyl alcanoates is indicative for this scenario. Hence, the authors expected that SnOct_2 might be a useful ROPPOC catalyst.

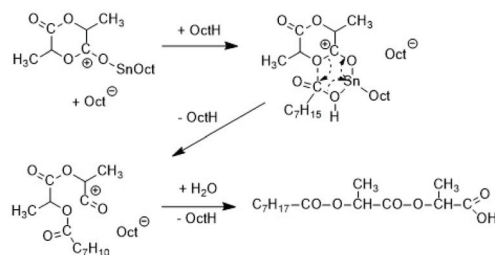
Polymerizations of LLA and *rac*LA catalyzed by neat SnOct_2 were performed by numerous research groups^{61,66,69,70,115,187–205} beginning in 1972 with a report of Sinclair and Gynn.⁶⁶ High molar mass PLLA ($M_w > 500\,000$) were prepared by Pennings *et al.* and used for the characterization of physical and mechanical properties and of potential applications in medicine.^{61,187–192} That group performed, for example, a detailed study how the thermal history influences T_m and ΔH_m , and extrapolated the equilibrium T_{m0} of an ideal crystal.^{188,191} Much work was also dedicated to fibre spinning.^{189,190,193} The influence of triphenyl phosphine on the molar mass and thermal properties was studied by Degée *et al.*²⁰⁴ and Kaur *et al.*²⁰⁵ Several research groups proposed initiation mechanisms as illustrated in Schemes 43–46. Witzke *et al.*²⁰² and Shinno *et al.*²⁰³ contributed detailed kinetic studies concerning polymerizations conducted in bulk. Most authors who commented on the polymerization mechanism



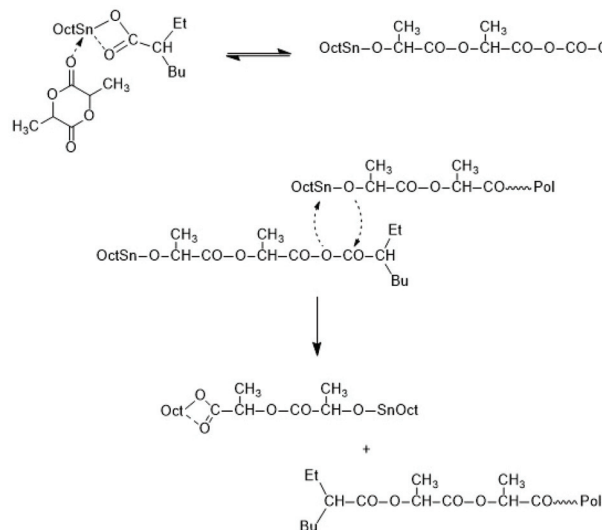
Scheme 43 Initiation mechanism of SnOct_2 -catalyzed ROP of LLA proposed by Pennings *et al.*¹⁹² (with permission from Wiley).



Scheme 44 Initiation mechanism of SnOct_2 -catalyzed ROPs of LLA proposed by Dahlmann and Rafler^{198–200} (with permission from Wiley).



Scheme 45 Cationic polymerization mechanism proposed by Nijenhuis *et al.*, (with permission from ref. 194, Copyright 1992 American Chemical Society).



Scheme 46 Initiation mechanism proposed by Kricheldorf *et al.* for ROPs of LLA catalyzed by neat SnOct_2 ⁶⁹ (with permission from Elsevier).

assumed that traces of water or other R-OH impurities play the role of cocatalysts/initiators (Schemes 43 and 44). Nijenhuis *et al.* proposed the cationic mechanism outlined in Scheme 45. Kricheldorf *et al.* assumed an initial formation of a mixed anhydride group (Scheme 46). However, a complete polymerization mechanism was never formulated, and the formation of linear PLLAs was never put into question.

Quite recently, polymerizations performed by the authors with water-free SnOct_2 revealed that the structure of the polymerization products can only be explained by the ROPPOC mechanism formulated in Scheme 42.⁷³ At extremely low LLA/Cat ratios (50/1 and lower) linear chains terminated by one octanoate and one COOH group were the main reactions products. With increasing LLA/Cat ratio the fraction of cycles increased at the expense of linear chains and at LLA/Cat ratios $>400/1$ PLLAs almost exclusively consisting of cycles were obtained. The cyclic topology was proven by MALDI mass spectrometry, NMR spectroscopy and by comparison of intrinsic viscosity with the corresponding properties of a commercial linear PLLA. Furthermore, analogous polymerizations were performed with SnAc_2 , and nearly identical results were found.



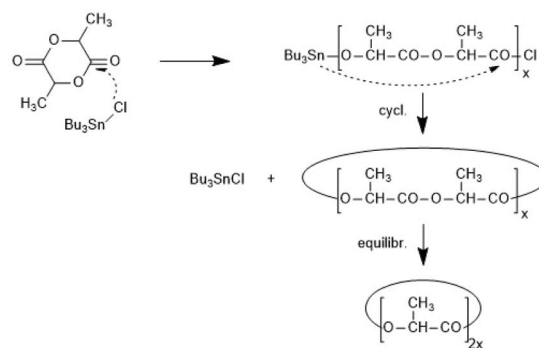
M_w 's in the range of 250 000–333 000 were achieved.^{73,77} These findings have the important advantage that a technical production of high molar mass cyclic PLLA is easily feasible, because a change of the catalyst is not necessary. The advantage of low toxicity, high efficiency, absence of discoloration and identical catalyst poison (needed at the end of the polymerization process) all remain. These results also mean, in turn, that all those research groups, that used water-free SnOct_2 in fact synthesised cyclic PLLAs without knowing it. Since the water content of the SnOct_2 was not determined and the end groups of the resulting PLLAs were not characterized, it is not possible to retrace which group studied cyclic PLLAs or mainly linear species.

In this context, a recent paper of Louisy *et al.* should be mentioned.²⁰⁶ These authors reported on the production of glass fibre reinforced composites by polymerization of LLA with neat SnOct_2 in bulk. That work is a typical example of studies of physical and mechanical properties of PLLA without knowing, whether the sample under investigation has a linear or cyclic topology. This issue is aggravated by the problem that the initially formed cyclic topology may change to a linear one, due to chain scission by thermomechanical processing, by reaction with moisture or additives such as catalyst poison, stabilizers, and pigments. Only a characterization after completion of the processing can reveal whether the final product had cyclic or linear topology.

Finally, it is worth noting that Bu_2SnAc_2 and $\text{Oct}_2\text{SnAc}_2$ also yield cyclic PLLA when used in bulk at 130–160 °C.⁷⁷ Yet in contrast to SnOct_2 and SnAc_2 , cyclic PLLAs are best achieved at low LLA/Cat ratios (*e.g.* 50/1). Furthermore, M_w 's in the range of 20 000–80 000 were obtained, complementary to the high M_w 's typical for the Sn(II) carboxylates. Unfortunately, the bisalkyl tin acetates are certainly more toxic than the Sn^{2+} based catalyst and thus, their preparative usefulness is restricted to academic research.

6.3. Tin chlorides as catalysts

SnCl_4 -catalyzed polymerizations belong to the oldest examples of tin based ROPs of LLA.^{11,207} Since SnCl_4 is a strong Lewis acid a cationic polymerization mechanism was assumed, but without any experimental evidence. Mass spectrometry was not available and thus, no information about the topology of SnCl_4 -catalyzed PLLA was published and the polymerization mechanism is still unknown (see below) In the case of SnCl_2 a recent study has elucidated that ROPs conducted in bulk >120 °C yield mixtures of cycles and linear chains having unidentified end groups.¹⁵⁶ A recent examination of various commercial alkyl- or aryl tin chlorides gave the following results.²⁰⁸ Dimethyl tin dichloride and dibutyltin dichloride yielded reaction products mainly consisting of cycles, but the ratio of cyclic/linear chains was difficult to reproduce. BuSnCl_3 gave mixtures of cyclic and several linear species. However, when Bu_3SnCl was used as catalyst at 160 °C in bulk, cyclic PLLA was reproducibly prepared at LLA/Cat ratios in the range of 100/1–600/1 (Scheme 47), whereas linear by-products became detectable at higher LLA/Cat ratios.

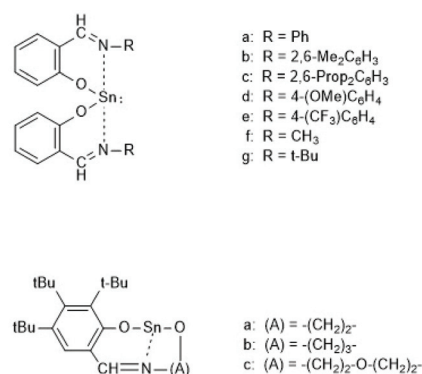


Scheme 47 ROPPOC mechanism catalyzed by tributyltin chloride proposed by Kricheldorf *et al.*²⁰⁸ (with permission from Wiley).

Bu_3SnCl is a sluggish catalyst and reaction times around 20 h were required to reach maximum conversion and M_w 's up to 80 000. Far more reactive proved Ph_2SnCl_2 which allowed maximum conversion within 1 h at 160 °C. Here again, low LLA/Cat ratios are beneficial, because at LLA/Cat ratios >200/1 more and more linear by-products are formed. The reasons for this unusual correlation (also observed for BuSnOPF) were not explored. Although, such tin chlorides have the advantage to be inexpensive commercial products, further studies of their properties are of minor interest because of their high toxicity.

6.4 Various tin compounds as catalysts

Cyclic tin(II) complexes such as the bisphenoxide complexes **1a–g** or the salicylaldiminato complexes **2a–c** in Scheme 48 were synthesized by the Phomphrai group and characterized by various methods including X-ray structure analyses.^{209–211} In most polymerization experiments with LLA or ϵCL cyclic polyesters were obtained and their formation was ascribed to a zwitterionic mechanism, which is another version of ROPPOC mechanism as explained and discussed before. Those authors assumed that the lone electron pair of the tin atom stabilizes the acylium ion of the electrophilic chain end in analogy to a carbene. However, convincing evidence for such a mechanism is lacking. These authors ignored the more likely alternative,



Scheme 48 Cyclic tin(II) catalysts used by the Phomphrai group for the preparation of cyclic poly lactides²¹⁰ (with permission from Wiley).



which is a REP mechanism *via* a Sn–O bond in analogy to the cyclic tin bisphenoxides compiled in Scheme 35 and in analogy to the REP mechanism formulated for cyclic tin sulphides in Scheme 36. A zwitterionic mechanism causes racemization of LLA even below 50 °C like anionic ROPs. Yet, the cyclic tin(II) bisphenoxides outlined in Scheme 35 yielded optically pure PLLAs up to 180 °C clearly indicating that such tin(II) catalysts do not initiate a zwitterionic ROP.

7. Various catalysts and unknown polymerization mechanisms

7.1 SnCl₄ and SnCl₂ as catalysts

This part summarizes reports on catalysts, of which the polymerization mechanism has not clearly been identified. In this context, the first academic paper, published in 1959 by Kleine and Kleine should be mentioned, because those authors used SnCl₄ in addition to catalysts based on other metals.¹¹ The polymerizations were conducted in bulk at 140 °C and yielded low molar mass poly(L-lactides) as estimated from the viscosity measurements (SEC was not available at that time). No information on end groups or hypothetical reaction mechanism was provided. Twelve years later Dittrich and Schulz reported on SnCl₄-catalyzed ROPs of L-lactide in solution at temperatures between 35 and 110 °C.²⁰⁷ More than 20 years later Feijen and co-workers tried to detect the formation of lactide or glycolide complexes with SnCl₄ by means of IR spectroscopy, but failed.²¹² Since SnCl₄ is a liquid, which is aggressive, hygroscopic and difficult to handle, it has not found much interest in later years. Those researchers, who used it as catalyst for ROPs of lactones classified it as cationic catalyst, because it is a strong Lewis acid.^{207,212,213} However, several decades later it was demonstrated by Lillie and Schulz⁶⁰ and Kricheldorf *et al.*^{161,162} that Lewis acids or carbenium salts do not catalyse ROPs of lactide (in contrast to ROPs of εCL). Only protic super acids such as fluorosulfonic acid and trifluoromethane sulfonic acid were able to catalyse a true cationic polymerization of lactide. The mechanism was elucidated about twenty years later by Bourissou and co-workers.³⁴ Therefore, SnCl₄-catalyzed polymerizations do certainly not proceed *via* a cationic mechanism.

In the case of SnCl₂ the majority of papers deal with its application as polycondensation catalyst, an aspect which will be discussed in part 8. Only a handful ROPs of LLA catalyzed with neat SnCl₂ were studied by Zavrazhnov *et al.*²¹⁴ Those experiments were conducted in bulk at 120–160 °C with a high concentration of catalyst. Only low *M_w*'s < 16 000 were obtained whereas SnOct₂ gave higher *M_w*'s under identical conditions. In a more detailed study of the authors the same trend was found, but higher LLA/Cat ratios were used. *M_w* values up to 190 000 were achieved.¹⁵⁶ Yet, regardless if neat or in combination with alcohols (see part 4) SnCl₂ proved to be inferior to SnOct₂ under all polymerization conditions with regard to molar masses and homogeneity of the topology of the resulting PLLAs. However, when SnCl₂ was compared with other

acidic metal chlorides, such as MgCl₂, ZnCl₂, FeCl₃, BiCl₃ and HfCl₄ in ROPs conducted in bulk at 160 °C, SnCl₂ proved to be the best catalyst.

7.2 SnPh₄ as catalyst

SnPh₄ is another catalyst which was used by a couple of research groups in the early years of polylactide research.^{196,212,215–217} Kulkarni *et al.* conducted polymerizations of *rac*LA in bulk only for preparative purposes, because those authors were only interested in properties and medical applications of polylactides.^{215,216} However, Feijen and co-workers were interested in optimization of the reaction conditions and elucidation of the polymerization mechanism.^{196,217} Their attempts to identify complex formation of SnPh₄ and lactide *via* IR spectroscopy failed and ¹H NMR spectroscopy was not used, so that end groups were not identified. However, numerous polymerizations of *rac*LA were performed in bulk under various conditions and the resulting polylactides were characterized by SEC measurements. Using the universal calibration with polystyrene standards a Mark–Houwink–Sakurada equation was elaborated. High molar masses (*M_w* up to 200 000) were obtained with broad dispersities. A systematic dependence of the molar masses on the LA/Cat ratio was not found and the authors concluded that no living chain ends survived the polymerization process. Due to the poor reproducibility and control of the SnPh₄-catalyzed ROPs of lactide, the Feijen group and other researchers abandoned to work with this catalyst and turned their interest to SnOct₂-catalyzed polymerizations with or without addition of alcohols. Further studies of SnPh₄-catalyzed ROPs of *rac*LA were contributed by Dahlmann and Rafler in 1993.²⁰⁰ Later, the first author studied SnBu₄-catalyzed ROPs of ε-caprolactone and found that the activity of this tin compound depended on its exposure to oxygen, apparently due an intermediate formation of a Sn–O*Bu* group.²¹⁸ Possibly, the catalytic activity of SnPh₄ obeys the same reaction pathway.

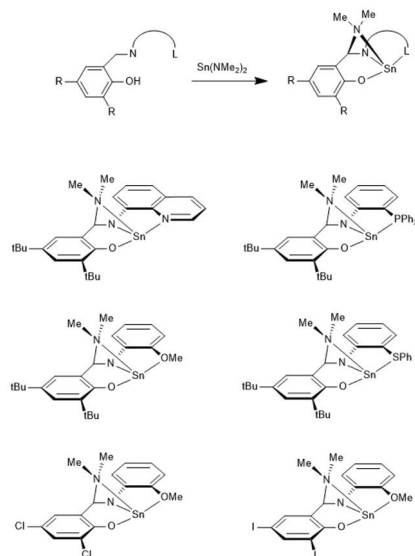
7.3 Various tin compounds

A third Sn(IV) compound which was used for a few ROP experiments by the Pennings group was the Sn acetylacetonate complex.¹⁹⁴ High molar mass PLLA was obtained, but since the reactivity of this catalyst proved to be lower than that of SnOct₂, it has not found interest in later years. A group of cyclic tin(IV) complexes containing a Sn–NR₂ group as active site was synthesized by the Gibson group (Scheme 49).⁴¹ The ROP of *rac*LA yield low molar mass mixtures of several species with dimethyl amide terminated chains as the main polymerization product. Similar complexes containing Sn-alkoxide groups were discussed in part 3.

8. Polycondensations

The first synthesis of a polylactide was published in 1833 by the French chemists Gay-Lussac and Pelouze.²¹⁹ They tried to isolate pure lactic acid by concentration of an aqueous solu-





Scheme 49 Syntheses of Sn(IV)amine complexes as reported by the Gibson group (reproduced with permission from ref. 41, Copyright 2008 American Chemical Society).

tion at 140 °C *in vacuo*. Although those authors did not understand the consequences of their experiment (even the formula of lactic acid was unknown at that time) the description of the experiment and the properties of the reaction product clearly indicate that low molar mass poly(D,L-lactic acid) was obtained.

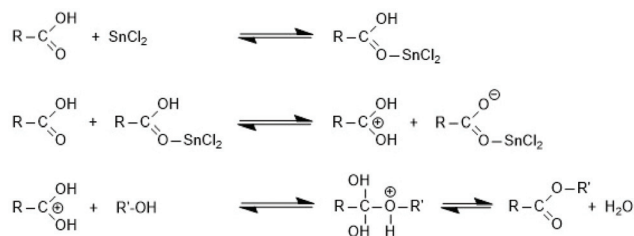
A systematic study of the polycondensation of L-lactic acid was launched more than 150 years later by chemists of Mitsui Chemicals Co.^{220–222} Their method was based on polycondensation in inert solvents with azeotropic removal of water and recycling of the liberated L-lactide. The rate of polycondensation increased with higher boiling points of the solvents and diphenyl ether proved to be particularly useful. Different catalysts were compared, and the best results ($M_w = 230\,000$) were achieved with SnO and SnCl₂. These polycondensation experiments were extended to various ratios of D- and L-lactic acid. The synthetic method of the Mitsui group has certain disadvantages, such as the need of a relatively expensive solvent, which is difficult to remove completely from the polylactides, and long reaction times compared to the ROP of LLA.

In order to get rid of the solvent and to shorten the reaction time, Kimura and co-workers have studied the polycondensation in bulk.^{203,223–226} Screening of different metal catalysts showed that SnCl₂·2H₂O gave the best results and an examination of several acidic cocatalysts revealed that a 1:1 combination with 4-toluene sulfonic acid (TSA) was the most efficient combination.²²³ However, even with this combination reaction times around 5 h were required for polycondensations at 180 °C to achieve M_w 's up to 85 000, whereupon partial racemization occurred, whereas discoloration was avoidable. In a later study SnCl₂·2H₂O was also combined with various metal oxides or alkoxides and Ge(OEt)₄ was found to be the best partner of the tin chloride, but the results were not better than those obtained with TSA as cocatalyst.²²⁶ A breakthrough was

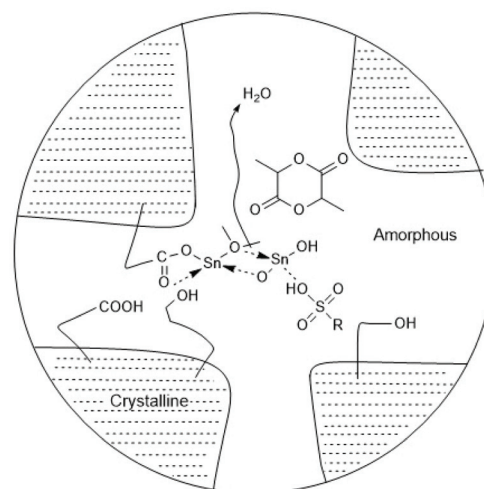
achieved with a three-step procedure based on the SnCl₂·2H₂O/TSA catalyst.^{224,225} The first step consisted in a polycondensation in the melt at 180 °C for a short time and yielded a low molar mass PLLA (M_w up to 13 000). In a second step crystallization followed for 2 h at 105 °C and, finally, solid state polycondensation was conducted at 150 °C. M_w values up to 600 000 were achieved by this technique without significant racemization. However, annealing for 20 h was required. The most likely mechanism of SnCl₂-catalyzed esterification of carboxylic groups is outlined in Scheme 50, and a formulation of SnCl₂ + TSA-catalyzed reactions in the amorphous phase are presented in Scheme 51. This Scheme might be difficult to understand, but represents the original version published by Moon *et al.*²²⁵ A few years later Shyamroy *et al.* reported on polycondensations of lactic acid catalyzed by SnPh₄ or tetramethyl dichlorodistannoxane.²²⁷ No solid state polycondensation (SSP) was applied and all M_w 's were below 43 000.

When these results are compared with ROPs of LLA, the following aspects need to be considered.

1. The polycondensation process avoids the costs resulting from the preparation of LLA.



Scheme 50 Mechanism of SnCl₂-catalyzed esterification of carboxylic acids and alcohols.



Scheme 51 Hypothetical illustration of transesterification and esterification reactions proceeding in the amorphous phase of PLLAs prepared by polycondensation of LLA according to Moon *et al.*²²⁵ (with permission from Elsevier).



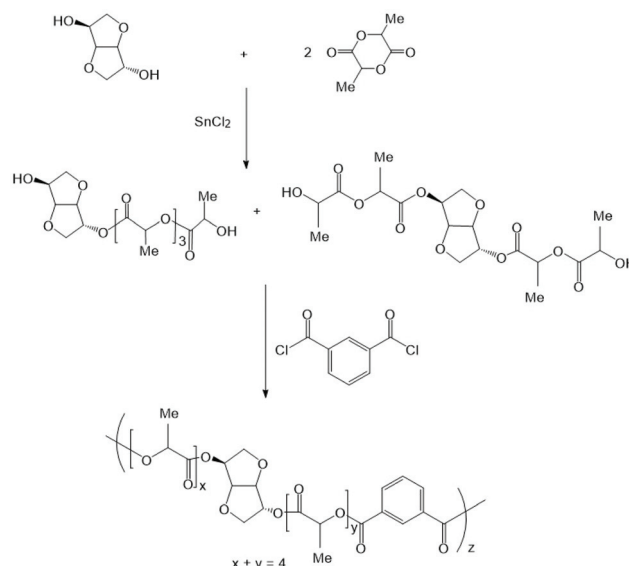
2. The “Moon-Kimura process” requires three steps at different temperatures with total reaction times >15 h, whereas the technical ROP of LLA requires only 0.5–1.5 h.

3. The ROP of LLA allows for control of the molar mass *via* the LLA/In ratio as discussed in part 4.1. Although this control is not precise at high LLA/In ratios, it is easy to perform, but difficult to achieve in the polycondensation process. However, it is worth noting that the role of chain terminators in the polycondensation process has not been studied yet.

4. The ROP of LLA allows for the preparation of various copolymers, for instance by mixing LLA with glycolide, ϵ -caprolactone or trimethylene carbonate. ROP in the melt is best suited for the preparation of (nearly) random copolymers, whereas ROP in solution with sequential addition of the comonomer can be used to synthesize block copolymers. The polycondensation process cannot compete in this regard.

In addition to homopoly(lactide) various copolyesters of lactide were prepared by SnCl_2 -catalyzed polycondensations. Matos *et al.* reported on syntheses of biodegradable and completely biosourced copolyesters by transesterification and condensation of bishydroxyethyl 2,5-difuranate with oligopoly(lactides) (Scheme 52).²²⁸

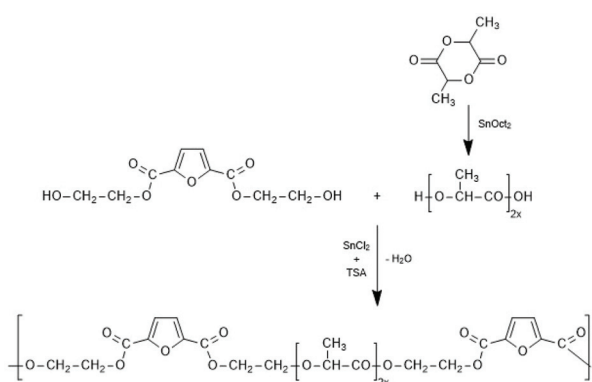
Sb_2O_3 and $\text{SnCl}_2 + \text{TAS}$ gave similar results, but the M_w 's remained below 10 000 despite reaction temperatures up to 210 °C. However, these temperatures were perhaps too high and caused degradation. Further polycondensation methods were reported which involve lactide as comonomer. Copolyesters of L-lactide, isosorbide, and isophthalic, 4-*tert*-butyl isophthalic and terephthalic acid were prepared in a two-step/one-pot process.^{229,230} At first, isosorbide was used as initiator of a SnOct_2 or SnCl_2 -catalyzed oligomerization of L-lactide, and in the second step the resulting telechelic oligomers were condensed with the corresponding acid chlorides (Scheme 53). M_w 's above 100 000 were achieved in several experiments, but this approach had the shortcoming of considerable discoloration and the use of chlorobenzene as reaction medium. The purpose of that study was the preparation of biodegradable and largely biosourced materials with high T_g 's (>90 °C), because most engineering plastics used in everyday



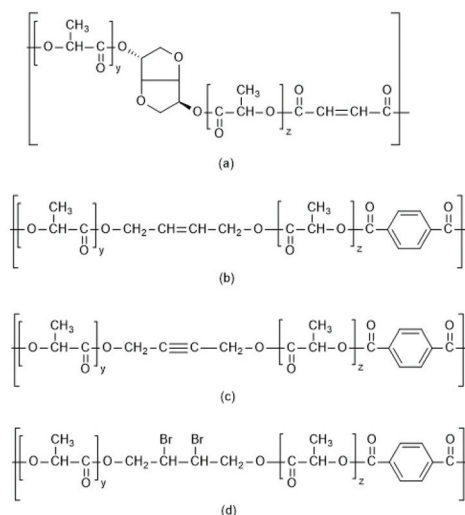
Scheme 53 SnCl_2 -Catalyzed synthesis of copolyesters from LLA, isosorbide and isophthaloylchloride (reproduced from ref. 229 and 230 with permission from Wiley).

life (PMMA, amorphous polystyrene, polycarbonate *etc.*) possess these properties. Depending on the composition, T_g 's in the range off 90–170 °C were indeed achieved. Mechanical measurements proved that the mechanical properties of these copoly(lactides) were better than those of commercial PMMA, but a convenient, inexpensive synthesis suited for technical production is still lacking.²³¹

The approach outlined in Scheme 53 is flexible and allows for the preparation of unsaturated copolyesters in two ways.²³² Either the isosorbide-initiated oligolactides reacted with fumaroyl chloride ((a) Scheme 54) or unsaturated diols were



Scheme 52 SnCl_2 -Catalyzed synthesis of copolyesters of LLA; 2,5-tetrahydrofuran dicarboxylic acid and ethylene glycol (reproduced from ref. 228 with permission from Wiley).

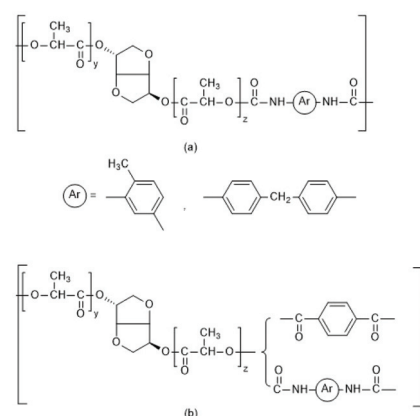


Scheme 54 Unsaturated copolyesters of LLA prepared *via* SnCl_2 -catalyzed ROP followed by polycondensation of the resulting oligolactides with dicarboxylic acid dichlorides.²³²

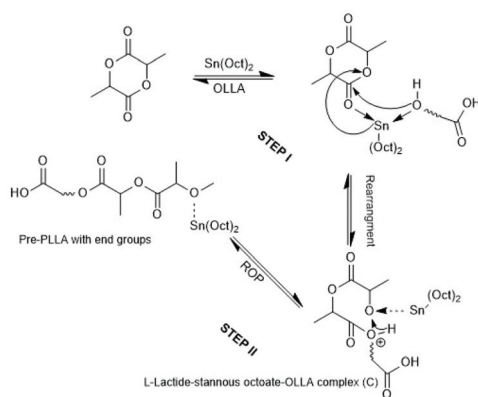


used as initiators ((b) and (c), Scheme 54) The double bond can be used for radical grafting of styrene or other vinyl monomers, and for addition of thiols or bromine. In the latter case, the resulting copolyester ((d) Scheme 54) has flame-retardant properties. Furthermore, addition of the oligolactides onto aromatic diisocyanates is feasible and yield biodegradable polyurethanes having high T_g values above 100 °C (Scheme 55).²³³ SnOct₂ and SnCl₂ catalyse both oligomerization of lactide and polyaddition of the resulting oligomers. This approach avoids expensive acid chlorides and liberation of HCl. But the thermostability of the resulting polyurethanes is approximately 100 °C lower than those of the afore mentioned copolyesters, because the urethane bond begins to dissociate above 180 °C. However, application as glues or lacquers (in suitable solvents) are imaginable.

Furthermore, a paper of Katiyar and Nanavati should be mentioned which describes synthesis of OH-terminated oligolactides followed by SSP, whereupon uncorrected M_w 's up to 228 000 were achieved.²³⁵ The mechanism presented in Scheme 56 was postulated.



Scheme 55 Poly(ester-urethanes) prepared from isosorbide, LLA and aromatic diisocyanates²³³ (with permission from Wiley).



Scheme 56 Reaction mechanism postulated by Katiyar and Nanavati shown in ref. 235 (with permission from Wiley).

Finally, polycondensations involving alkyl ester end groups need to be mentioned. The alkyl ester end groups resulting from alcohol initiated ROPs discussed in part 4 are considered to be stable. This classification is correct, when short reaction times are considered (<2 h). But recent experiments with ethyl L-lactate have shown that this liquid, which is stable for years < 30 °C, undergoes slow polycondensation when heated with SnOct₂ and even faster with BuSnOPF.²³⁴ This means that heating of alkyl ester terminated oligo and poly lactides at temperatures of 160 or 180 °C may cause chain growth by polycondensation with the consequence of higher dispersities. However, a detailed study in this direction has not yet been published.

9. Chemical reactions in solid PLLA

One reason for the numerous applications of polylactides in various areas is the broad variation of physical properties such as glass transition (T_g), melting temperature (T_m) and the degree of crystallinity paralleling the melting enthalpy (ΔH_m). Above all, three parameters are responsible for the variation of these fundamental parameters.

1. Since lactic acid is a chiral monomer, the optical purity, or in other words, the ratio of D and L units is of great influence on all physical properties. PolyLLA with a D-content >15% turns amorphous and a lower content has a strong influence on T_m and other physical properties.^{53,54,56,236,237}

2. Quite analogous to other semi crystalline polymers the thermal history (heating and cooling rates, annealing time and temperature) plays an important role for the physical properties.^{72,92,93,188,191,237-245}

3. Due to the polyester backbone, polylactides can undergo transesterification reactions not only in the melt and in solution, but also in the solid state. At temperatures below 200 °C nature and efficiency of transesterification reactions depend on the presence of catalysts. Hence, catalyst activity and concentration are important for rate and extent of transesterification.

Whereas the first two parameters have intensively been studied over the past thirty years by numerous research groups, research activities concerning the third parameter are relatively new.^{77,246-248}

Most research groups reported T_m values in the range of 174–180 °C for annealed optically pure polyLLAs.^{53,54,56,72,92,93,188,191,236-245} In agreement with those reports, the authors found for three commercial PLLA samples (Purapol L105, NW 3251D, NW 3001D) T_m 's in the range of 173.5–180.3 °C after annealing at 160 °C for 10 h or at 170 °C for 24 h.²⁴⁸ Those commercial polyLLAs were prepared by SnOct₂, but as usual for the technical production, a catalyst poison was added to prevent severe degradation upon thermal processing.

The morphology responsible for T_m 's around or below 180 °C has now been labelled as low- T_m (LT_m) morphology to allow for a clear and rapid distinction from the high T_m (HT_m)

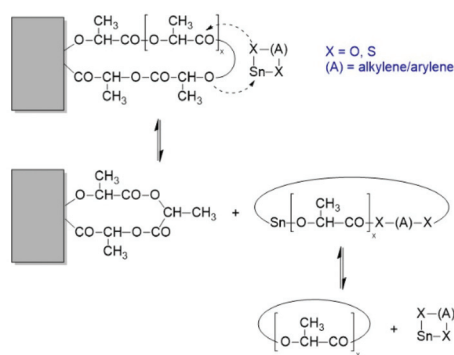


Polymer Chemistry

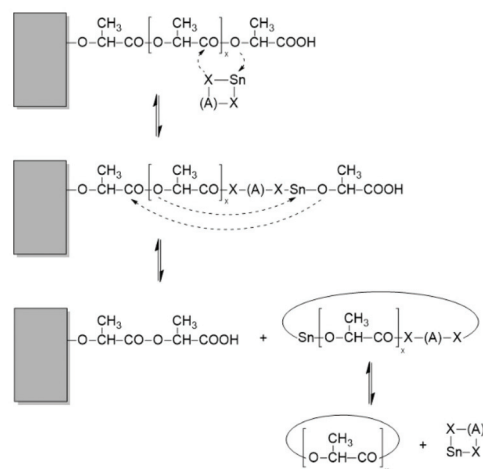
morphology which shows T_m 's above 190 °C. PLLA having a $T_m > 190$ °C were first reported by Kalb and Pennings, but without any characterization of the morphology and without any explanation.^{188,191} The authors have found that HT_m morphology is formed when catalysts yielding cyclic PLLA either *via* the REP or *via* the ROPPOC mechanism are used, and when the time is extended to >20 h, even when the conversion was complete after 1–3 h. Non-cyclic catalysts such as SnOct₂ also yield the HT_m morphology, but the T_m 's are slightly lower under identical conditions.²⁴⁸ A poorly understood phenomenon is the observation that the highest T_m 's were achieved by direct isothermal crystallization from the polymerization process. Annealing did never enhance the T_m but yielded higher crystallinities (up to 90%).^{247,248} Another unexpected and unexplained phenomenon is the finding that alcohol initiated ROPs are less favourable for the formation of the HT_m morphology. Particularly unfavourable is the standard catalyst system, namely the combination of alcohol and SnOct₂.^{77,246} When alcohols are used as initiators, only cyclic Sn(II) catalysts, (above all SnBiph) yield the HT_m morphology.²⁴⁸ Furthermore, it was found that the most active cyclic catalysts allow for a transformation of LT_m PLLA into HT_m PLLA by annealing at 170 °C for 8–24 h.^{77,247}

SAXS measurements revealed that the formation of the HT_m morphology involves growth of the crystal thickness by a factor 2–3. Furthermore, smoothing of the crystal surface, which reduces the surface free energy, takes place. An additional effect and consequence of these processes is a higher 3-dimensional order of the lamellar crystals in the spherulites. Three transesterification reactions which explain these phenomena are outlined in Schemes 57–59. The consequences for the shapes of the crystallites and their 3-dimensional order are schematically illustrated in Scheme 60.

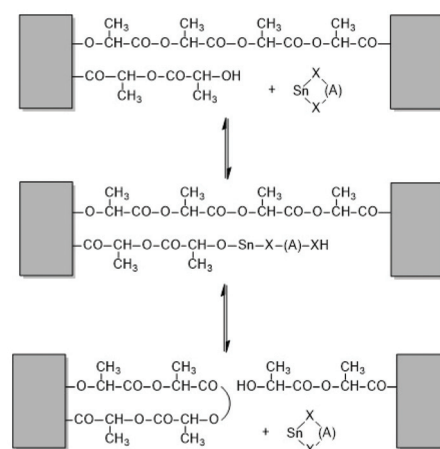
Finally, it should be noted that a discussion of chemical reactions in solid PLLA was first published by the Kimura group in connection with the polycondensation of lactic acid.²²⁵ As already mentioned in part 8, those authors found a considerable chain growth by annealing in the solid state and postulated the existence of condensation reactions (SSP). Scheme 51 was presented to illustrate the progress of conden-



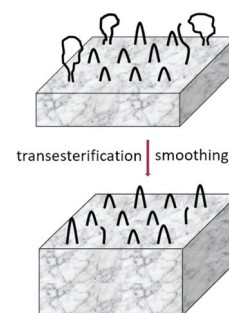
Scheme 57 Transesterification resulting in shortening or growing of loops on a crystal surface.²⁴⁷



Scheme 58 Transesterification resulting in shortening or growing of linear chains sticking out from the surface of a crystallite.²⁴⁷



Scheme 59 Transesterification resulting in formation of a loop and cleavage of a tie molecule.²⁴⁷



Scheme 60 Simplified model of "smoothing" of lamellar surfaces combined with thickness growth.²⁴⁷

sation reactions in the amorphous phase. An exact reaction mechanism was not formulated. Since it is well known that carboxylic acids can protonate themselves at higher tempera-



tures, so that esterification is self-catalyzed, the mechanism outlined in Scheme 50 is the most likely reaction pathway. The complexation of COOH groups with SnCl₂ enhances their acidity and thus, accelerates the reaction with alcoholic OH groups. This mechanism also explains the catalytic effect of TSA. A detailed study of SSP was later reported by Katiyar and Nanavati, who polymerized LLA by means of SnOct₂ and low oligolactides as initiators.²³⁵ Those authors observed a dramatic growth of the molar masses upon SSP at 150 °C, whereupon *T_m*'s up to 189.5 °C were reached. The two-step reaction mechanism of Scheme 56 combining ROP with a C–I mechanism and a condensation reaction was formulated. The existence of condensation reactions of course does not exclude, that in the presence of tin catalysts transesterification reactions as outlined in Schemes 57–59 also occur.

Author contributions

HRK – conceptualization, supervision, investigation, writing – original draft, writing – review & editing, SMW – investigation, methodology, visualization, writing – review & editing.

Conflicts of interest

There are no conflicts to declare.

Acknowledgements

The authors would like to thank the Bundesanstalt für Materialforschung und-prüfung (BAM) for technical support.

Notes and references

- G. Kharas, F. Sanchez-Riera and D. Severson, in *Plastics from Microbes*, ed. D. P. Mobley, Hanser Gardner Publications, Inc. p, 1994.
- D. Garlotta, *J. Polym. Environ.*, 2001, **9**, 63–84.
- O. Dechy-Cabaret, B. Martin-Vaca and D. Bourissou, *Chem. Rev.*, 2004, **104**, 6147–6176.
- L.-T. Lim, R. Auras and M. Rubino, *Prog. Polym. Sci.*, 2008, **33**, 820–852.
- A. Gupta and V. Kumar, *Eur. Polym. J.*, 2007, **43**, 4053–4074.
- H. K. Makadia and S. J. Siegel, *Polymers*, 2011, **3**, 1377–1397.
- R. A. Auras, L.-T. Lim, S. E. Selke and H. Tsuji, *Poly (lactic acid): synthesis, structures, properties, processing, and applications*, John Wiley & Sons, 2011.
- S. P. Dubey, H. A. Abhyankar, V. Marchante, J. L. Brighton and K. Blackburn, *Int. Res. J. Pure Appl. Chem*, 2016, 1–20.
- J. A. Byers, A. B. Biernesser, K. R. Delle Chiaie, A. Kaur and J. A. Kehl, in *Advances in Polymer Science*, ed. M. L. Di
- Lorenzo and R. Androsch, Springer, Cham, 2017, vol. 279, pp. 67–118.
- K. Masutani and Y. Kimura, in *Poly(lactic acid) Science and Technology: Processing, Properties, Additives and Applications*, ed. A. Jiménez, M. Peltzer and R. Ruseckaite, Royal Society of Chemistry, 2014, pp. 1–36.
- V. J. Kleine and H. H. Kleine, *Makromol. Chem.*, 1959, **30**, 23–38.
- H. R. Kricheldorf and A. Serra, *Polym. Bull.*, 1985, **14**, 497–502.
- Tin poisoning, <https://en.wikipedia.org/wiki/Tin-poisoning>.
- S. Blunden and T. Wallace, *Food Chem. Toxicol.*, 2003, **41**, 1651–1662.
- P. J. Boogaard, M. Boisset, S. Blunden, S. Davies, T. J. Ong and J.-P. Taverne, *Food Chem. Toxicol.*, 2003, **41**, 1663–1670.
- F. Nederberg, E. F. Connor, M. Möller, T. Glauser and J. L. Hedrick, *Angew. Chem., Int. Ed.*, 2001, **40**, 2712–2715.
- A. P. Dove, *ACS Macro Lett.*, 2012, **1**, 1409–1412.
- R. C. Pratt, B. G. Lohmeijer, D. A. Long, R. M. Waymouth and J. L. Hedrick, *J. Am. Chem. Soc.*, 2006, **128**, 4556–4557.
- B. G. Lohmeijer, R. C. Pratt, F. Leibfarth, J. W. Logan, D. A. Long, A. P. Dove, F. Nederberg, J. Choi, C. Wade and R. M. Waymouth, *Macromolecules*, 2006, **39**, 8574–8583.
- H. Li and L. Gu, *J. Polym. Sci., Part A: Polym. Chem.*, 2018, **56**, 968–976.
- C. Thomas and B. Bibal, *Green Chem.*, 2014, **16**, 1687–1699.
- Y.-L. Chung, J. V. Olsson, R. J. Li, C. W. Frank, R. M. Waymouth, S. L. Billington and E. S. Sattely, *ACS Sustainable Chem. Eng.*, 2013, **1**, 1231–1238.
- L. Mezzasalma, A. P. Dove and O. Coulembier, *Eur. Polym. J.*, 2017, **95**, 628–634.
- A. Nachtergaele, O. Coulembier, P. Dubois, M. Helvenstein, P. Duez, B. Blankert and L. Mespouille, *Biomacromolecules*, 2015, **16**, 507–514.
- S. Moins, P. Loyer, J. Odent and O. Coulembier, *RSC Adv.*, 2019, **9**, 40013–40016.
- M. L. Di Lorenzo and R. Androsch, in *Advances in Polymer Science*, 282, ed. M. L. Di Lorenzo and R. Androsch, Springer International Publishing, Cham, 2018.
- K. C. Frisch and S. L. Reegen, *Ring-opening polymerization*, M. Dekker, 1969.
- T. Ouhadi, J.-P. Bioul, C. Stevens, R. Warin, L. Hocks and P. Teyssié, *Inorg. Chim. Acta*, 1976, **19**, 203–208.
- T. Ouhadi, C. Stevens and P. Teyssié, *Makromol. Chem., Suppl.*, 1975, **1**, 191–201.
- P. Dubois, C. Jacobs, R. Jérôme and P. Teyssié, *Macromolecules*, 1991, **24**, 2266–2270.
- H. R. Kricheldorf, J. M. Jonté and M. Berl, *Makromol. Chem., Suppl.*, 1985, **12**, 25–38.
- H. R. Kricheldorf, M. Berl and N. Scharnagl, *Macromolecules*, 1988, **21**, 286–293.
- H. R. Kricheldorf, J. M. Jonté and R. Dunsing, *Makromol. Chem.*, 1986, **187**, 771–785.
- D. Bourissou, B. Martin-Vaca, A. Dumitrescu, M. Graullier and F. Lacombe, *Macromolecules*, 2005, **38**, 9993–9998.



- 35 A. Kowalski, A. Duda and S. Penczek, *Macromolecules*, 2000, **33**, 7359–7370.
- 36 A. Kowalski, A. Duda and S. Penczek, *Macromolecules*, 2000, **33**, 689–695.
- 37 S. Penczek, A. Duda, A. Kowalski, J. Libiszowski, K. Majerska and T. Biela, *Macromol. Symp.*, 2000, **157**, 61–70.
- 38 A. P. Dove, V. C. Gibson, E. L. Marshall, A. J. White and D. J. Williams, *Chem. Commun.*, 2001, 283–284.
- 39 A. P. Dove, V. C. Gibson, E. L. Marshall, H. S. Rzepa, A. J. White and D. J. Williams, *J. Am. Chem. Soc.*, 2006, **128**, 9834–9843.
- 40 N. Nimitsiriwat, V. C. Gibson, E. L. Marshall, A. J. White, S. H. Dale and M. R. Elsegood, *Dalton Trans.*, 2007, 4464–4471.
- 41 N. Nimitsiriwat, V. C. Gibson, E. L. Marshall and M. R. Elsegood, *Inorg. Chem.*, 2008, **47**, 5417–5424.
- 42 N. Nimitsiriwat, V. C. Gibson, E. L. Marshall and M. R. Elsegood, *Dalton Trans.*, 2009, 3710–3715.
- 43 K. B. Aubrecht, M. A. Hillmyer and W. B. Tolman, *Macromolecules*, 2002, **35**, 644–650.
- 44 V. Poirier, T. Roisnel, S. Sinbandhit, M. Bochmann, J. F. Carpentier and Y. Sarazin, *Chem. – Eur. J.*, 2012, **18**, 2998–3013.
- 45 L. Wang, C. E. Kefalidis, S. Sinbandhit, V. Dorcet, J. F. Carpentier, L. Maron and Y. Sarazin, *Chem. – Eur. J.*, 2013, **19**, 13463–13478.
- 46 L. Wang, S.-C. Roşca, V. Poirier, S. Sinbandhit, V. Dorcet, T. Roisnel, J.-F. Carpentier and Y. Sarazin, *Dalton Trans.*, 2014, **43**, 4268–4286.
- 47 L. F. Wang, M. Bochmann, R. D. Cannon, J. F. Carpentier, T. Roisnel and Y. Sarazin, *Eur. J. Inorg. Chem.*, 2013, 5896–5905.
- 48 L. Wang, V. Poirier, F. Ghiotto, M. Bochmann, R. D. Cannon, J.-F. o. Carpentier and Y. Sarazin, *Macromolecules*, 2014, **47**, 2574–2584.
- 49 W. Limwanich, P. Meepowpan, N. Kungwan and W. Punyodom, *React. Kinet., Mech. Catal.*, 2016, **119**, 381–392.
- 50 M. Sriyai, T. Chaiwon, R. Molloy, P. Meepowpan and W. Punyodom, *RSC Adv.*, 2020, **10**, 43566–43578.
- 51 T. Mekpothi, P. Meepowpan, M. Sriyai, R. Molloy and W. Punyodom, *Polymers*, 2021, **13**, 3374.
- 52 M. Sriyai, J. Tasati, R. Molloy, P. Meepowpan, R. Somsunan, P. Worajittiphon, D. Daranarong, J. Meerak and W. Punyodom, *ACS Omega*, 2021, **6**, 28788–28803.
- 53 E. Fischer, H. J. Sterzel and G. Wegner, *Kolloid Z u. Z. Polymere*, 1973, **251**, 980–990.
- 54 D. M. Bigg, presented at the Annual Technical Conference of the Society of Plastic Engineers (ANTEC), 1996, 2028–2038.
- 55 J. J. Kolstad, *J. Appl. Polym. Sci.*, 1996, **62**, 1079–1091.
- 56 L.-I. Palade, H. J. Lehermeier and J. R. Dorgan, *Macromolecules*, 2001, **34**, 1384–1390.
- 57 J. R. Dorgan, J. Janzen, D. M. Knauss, S. B. Hait, B. R. Limoges and M. H. Hutchinson, *J. Polym. Sci., Part B: Polym. Phys.*, 2005, **43**, 3100–3111.
- 58 N. Yui, P. J. Dijkstra and J. Feijen, *Makromol. Chem.*, 1990, **191**, 481–488.
- 59 N. Sugai, T. Yamamoto and Y. Tezuka, *ACS Macro Lett.*, 2012, **1**, 902–906.
- 60 E. Lillie and R. C. Schulz, *Makromol. Chem.*, 1975, **176**, 1901–1906.
- 61 A. Schindler and D. Harper, *J. Polym. Sci., Polym. Lett. Ed.*, 1976, **14**, 729–734.
- 62 A. Schindler and K. Gaetano, *J. Polym. Sci., Polym. Lett. Ed.*, 1988, **26**, 47–48.
- 63 H. R. Kricheldorf, C. Boettcher and K. U. Tonnes, *Polymer*, 1992, **33**, 2817–2824.
- 64 W. Limwanich, P. Meepowpan, N. Kungwan and W. Punyodom, *Chiang Mai J. Sci.*, 2018, **45**, 2069–2078.
- 65 A. K. Schneider, *US Pat.*, 2703316, 1973.
- 66 R. G. Sinclair and G. M. Gynn, *Preparation and evaluation of glycolic and lactic acid-based polymers for implant devices used in management of maxillofacial trauma*, Battelle Columbus Div OH, 1972.
- 67 A. Schindler, Y. Hibionada and C. Pitt, *J. Polym. Sci., Polym. Chem. Ed.*, 1982, **20**, 319–326.
- 68 X. C. Zhang, D. A. Macdonald, M. F. A. Goosen and K. B. McAuley, *J. Polym. Sci., Part A: Polym. Chem.*, 1994, **32**, 2965–2970.
- 69 H. R. Kricheldorf, I. Kreiser-Saunders and C. Boettcher, *Polymer*, 1995, **36**, 1253–1259.
- 70 H. R. Kricheldorf, I. Kreiser-Saunders and A. Stricker, *Macromolecules*, 2000, **33**, 702–709.
- 71 M. Jalabert, C. Frascini and R. E. Prud'Homme, *J. Polym. Sci., Part A: Polym. Chem.*, 2007, **45**, 1944–1955.
- 72 K. Jamshidi, S.-H. Hyon and Y. Ikada, *Polymer*, 1988, **29**, 2229–2234.
- 73 H. R. Kricheldorf and S. M. Weidner, *Polym. Chem.*, 2020, **11**, 5249–5260.
- 74 S. M. Weidner and H. R. Kricheldorf, *Macromol. Chem. Phys.*, 2017, **218**, 1600331.
- 75 S. M. Weidner and H. R. Kricheldorf, *Macromol. Chem. Phys.*, 2018, **219**, 1800445.
- 76 S. Sosnowski and P. Lewinski, *Polym. Chem.*, 2015, **6**, 6292–6296.
- 77 S. M. Weidner, A. Meyer, J. Falkenhagen and H. R. Kricheldorf, *Eur. Polym. J.*, 2021, **153**, 110508.
- 78 D. Pholham, Y. Srithep and J. Morris, *IOP Conf. Ser.: Mater. Sci. Eng.*, 2017, **213**, 012022.
- 79 H. R. Kricheldorf and S. M. Weidner, *J. Polym. Sci.*, 2021, **59**, 439–450.
- 80 H. Kricheldorf, S. Weidner and F. Scheliga, *Macromol. Chem. Phys.*, 2022, 2100464, published online.
- 81 A. Kowalski, J. Libiszowski, T. Biela, M. Cypriak, A. Duda and S. Penczek, *Macromolecules*, 2005, **38**, 8170–8176.
- 82 R. Itzinger, C. Schwarzinger and C. Paulik, *J. Polym. Res.*, 2020, **27**, 1–13.
- 83 Y. Yu, G. Storti and M. Morbidelli, *Macromolecules*, 2009, **42**, 8187–8197.
- 84 Y. Yu, G. Storti and M. Morbidelli, *Ind. Eng. Chem. Res.*, 2011, **50**, 7927–7940.



- 85 Y. C. Yu, E. J. Fischer, G. Storti and M. Morbidelli, *Ind. Eng. Chem. Res.*, 2014, **53**, 7333–7342.
- 86 K. Karidi, T. Mantourlias, A. Seretis, P. Pladis and C. Kiparissides, *Eur. Polym. J.*, 2015, **72**, 114–128.
- 87 Y. Ikada, K. Jamshidi, H. Tsuji and S. H. Hyon, *Macromolecules*, 1987, **20**, 904–906.
- 88 H. Tsuji, S. H. Hyon and Y. Ikada, *Macromolecules*, 1991, **24**, 5651–5656.
- 89 H. Tsuji, F. Horii, S. H. Hyon and Y. Ikada, *Macromolecules*, 1991, **24**, 2719–2724.
- 90 H. Tsuji and Y. Ikada, *Macromolecules*, 1992, **25**, 5719–5723.
- 91 H. Tsuji, S. H. Hyon and Y. Ikada, *Macromolecules*, 1992, **25**, 2940–2946.
- 92 H. Tsuji, F. Horii, M. Nakagawa, Y. Ikada, H. Odani and R. Kitamaru, *Macromolecules*, 1992, **25**, 4114–4118.
- 93 H. Tsuji, *Macromol. Biosci.*, 2005, **5**, 569–597.
- 94 K. Fukushima and Y. Kimura, *Polym. Int.*, 2006, **55**, 626–642.
- 95 H. Bai, S. Deng, D. Bai, Q. Zhang and Q. Fu, *Macromol. Rapid Commun.*, 2017, **38**, 1700454.
- 96 D. Gilding and A. Reed, *Polymer*, 1979, **20**, 1459–1464.
- 97 M. Yilmaz, S. Eğri, N. Yıldız, A. Calımlı and E. Pişkin, *Polym. J.*, 2011, **43**, 785–791.
- 98 R. Langer and M. Chasin, in *Drugs and the Pharmaceutical Sciences*, ed. M. Chasin and R. Langer, Marcel Dekker Inc., NY, 1990, vol. 45.
- 99 D. Bendix, *Polym. Degrad. Stab.*, 1998, **59**, 129–135.
- 100 C. D. A. C. Erbetta, R. J. Alves, J. Magalh, R. F. de Souza Freitas and R. G. de Sousa, *J. Biomater. Nanobiotechnol.*, 2012, **3**, 208–225.
- 101 W. Hadasha and D. Bezuidenhout, in *Industrial Applications of Poly (lactic acid)*, Springer, 2017, pp. 51–77.
- 102 J. Li, J. Ding, T. J. Liu, L. Yan and X. Chen, in *Industrial Applications of Poly(lactic acid)*, ed. M. L. DiLoreno and R. Androsch, 2018.
- 103 P. J. In't Veld, E. M. Velner, P. Van De Witte, J. Hamhuis, P. J. Dijkstra and J. Feijen, *J. Polym. Sci., Part A: Polym. Chem.*, 1997, **35**, 219–226.
- 104 S. Pensec, M. Leroy, H. Akkouche and N. Spassky, *Polym. Bull.*, 2000, **45**, 373–380.
- 105 B. Jeong, Y. H. Bae, D. S. Lee and S. W. Kim, *Nature*, 1997, **388**, 860–862.
- 106 T. Fujiwara, M. Miyamoto and Y. Kimura, *Macromolecules*, 2000, **33**, 2782–2785.
- 107 T. Fujiwara, M. Miyamoto, Y. Kimura, T. Iwata and Y. Doi, *Macromolecules*, 2001, **34**, 4043–4050.
- 108 Y. Min, S. Lee, J.-K. Park, K. Y. Cho and S.-J. Sung, *Macromol. Res.*, 2008, **16**, 231–237.
- 109 G. Maglio, A. Migliozi, R. Palumbo, B. Immirzi and M. G. Volpe, *Macromol. Rapid Commun.*, 1999, **20**, 236–238.
- 110 H. R. Kricheldorf, S. Rost, C. Wutz and A. Domb, *Macromolecules*, 2005, **38**, 7018–7025.
- 111 K. Zhu, L. Xiangzhou and Y. Shilin, *J. Appl. Polym. Sci.*, 1990, **39**, 1–9.
- 112 K. Zhu, L. Xiangzhou and Y. Shilin, *J. Polym. Sci., Part C: Polym. Lett.*, 1986, **24**, 331–337.
- 113 K. Zhu, S. Bihai and Y. Shilin, *J. Polym. Sci., Part A: Polym. Chem.*, 1989, **27**, 2151–2159.
- 114 X. Deng, C. Xiong, L. Cheng and R. Xu, *J. Polym. Sci., Part C: Polym. Lett.*, 1990, **28**, 411–416.
- 115 H. R. Kricheldorf and J. Meier-Haack, *Makromol. Chem.*, 1993, **194**, 715–725.
- 116 A. Bishara, H. R. Kricheldorf and A. J. Domb, *Macromol. Symp.*, 2005, **225**, 17–30.
- 117 W. M. Stevels, M. J. Ankone, P. J. Dijkstra and J. Feijen, *Macromol. Chem. Phys.*, 1995, **196**, 3687–3694.
- 118 D. W. Lim and T. G. Park, *J. Appl. Polym. Sci.*, 2000, **75**, 1615–1623.
- 119 T. Mukose, T. Fujiwara, J. Nakano, I. Taniguchi, M. Miyamoto, Y. Kimura, I. Teraoka and C. Woo Lee, *Macromol. Biosci.*, 2004, **4**, 361–367.
- 120 C. W. Lee and Y. Kimura, *Bull. Chem. Soc. Jpn.*, 1996, **69**, 1787–1795.
- 121 D. Kubies, F. Rypáček, J. Kovářová and F. Lednický, *Biomaterials*, 2000, **21**, 529–536.
- 122 H. Tsuji, M. Ogawa and Y. Arakawa, *J. Phys. Chem. B*, 2017, **121**, 2695–2702.
- 123 S. Castillejos, J. Cerna, F. Meléndez, M. E. Castro, R. Aguilar, C. Márquez-Beltrán and M. González, *Polymers*, 2018, **10**, 1184–1193.
- 124 P. Bruin, G. Veenstra, A. Nijenhuis and A. Pennings, *Makromol. Chem.*, 1988, **9**, 589–594.
- 125 T. Kissel, Z. Brich, S. Bantle, I. Lancranjan, F. Nimmerfall and P. Vit, *J. Controlled Release*, 1991, **16**, 27–41.
- 126 S. H. Kim, Y. K. Han, Y. H. Kim and S. I. Hong, *Makromol. Chem.*, 1992, **193**, 1623–1631.
- 127 S. H. Kim, Y. K. Han, K. D. Ahn, Y. H. Kim and T. Chang, *Makromol. Chem.*, 1993, **194**, 3229–3236.
- 128 S. H. Kim and Y. H. Kim, *Polymer*, 1996, **20**, 528–534.
- 129 S. H. Lee, S. Hyun Kim, Y. K. Han and Y. H. Kim, *J. Polym. Sci., Part A: Polym. Chem.*, 2001, **39**, 973–985.
- 130 H. Korhonen, A. Helminen and J. V. Seppälä, *Polymer*, 2001, **42**, 7541–7549.
- 131 N. Kang and J.-C. Leroux, *Polymer*, 2004, **45**, 8967–8980.
- 132 T. Biela, A. Duda, K. Rode and H. Pasch, *Polymer*, 2003, **44**, 1851–1860.
- 133 M. Danko, J. Libiszowski, T. Biela, M. Wolszczak and A. Duda, *J. Polym. Sci., Part A: Polym. Chem.*, 2005, **43**, 4586–4599.
- 134 T. Biela, A. Duda, H. Pasch and K. Rode, *J. Polym. Sci., Part A: Polym. Chem.*, 2005, **43**, 6116–6133.
- 135 W. Radke, K. Rode, A. V. Gorshkov and T. Biela, *Polymer*, 2005, **46**, 5456–5465.
- 136 Q. Hao, F. Li, Q. Li, Y. Li, L. Jia, J. Yang, Q. Fang and A. Cao, *Biomacromolecules*, 2005, **6**, 2236–2247.
- 137 L. Wang and C. M. Dong, *J. Polym. Sci., Part A: Polym. Chem.*, 2006, **44**, 2226–2236.
- 138 M. P. Shaver and D. J. Cameron, *Biomacromolecules*, 2010, **11**, 3673–3679.



- 139 M. R. Perry and M. P. Shaver, *Can. J. Chem.*, 2011, **89**, 499–505.
- 140 H. Tsuji, N. Matsumura and Y. Arakawa, *Polym. J.*, 2016, **48**, 1087–1093.
- 141 H. Tsuji, R. Ozawa and Y. Arakawa, *J. Phys. Chem. B*, 2017, **121**, 9936–9946.
- 142 C. Choochottiros, E. Park and I.-J. Chin, *J. Ind. Eng. Chem.*, 2012, **18**, 993–1000.
- 143 C. Choochottiros, *Macromol. Res.*, 2016, **24**, 838–846.
- 144 Y. Li, J. Nothnagel and T. Kissel, *Polymer*, 1997, **38**, 6197–6206.
- 145 A. Breitenbach and T. Kissel, *Polymer*, 1998, **39**, 3261–3271.
- 146 C. Nouvel, P. Dubois, E. Dellacherie and J. L. Six, *J. Polym. Sci., Part A: Polym. Chem.*, 2004, **42**, 2577–2588.
- 147 T. Ouchi, T. Kontani, T. Saito and Y. Ohya, *J. Biomater. Sci., Polym. Ed.*, 2005, **16**, 1035–1045.
- 148 B. Luo, J. Yang, J. Zhao, C. Hsu, J. Li and C. Zhou, *J. Appl. Polym. Sci.*, 2012, **125**, E125–E131.
- 149 C. Zhao, D. Wu, N. Huang and H. Zhao, *J. Polym. Sci., Part B: Polym. Phys.*, 2008, **46**, 589–598.
- 150 D. W. Lim, S. H. Choi and T. G. Park, *Macromol. Rapid Commun.*, 2000, **21**, 464–471.
- 151 T. Okuda, K. Ishimoto, H. Ohara and S. Kobayashi, *Macromolecules*, 2012, **45**, 4166–4174.
- 152 L. M. Pitet, S. B. Hait, T. J. Lanyk and D. M. Knauss, *Macromolecules*, 2007, **40**, 2327–2334.
- 153 F. K. Wolf and H. Frey, *Macromolecules*, 2009, **42**, 9443–9456.
- 154 A. M. Fischer, F. K. Wolf and H. Frey, *Macromol. Chem. Phys.*, 2012, **213**, 1349–1358.
- 155 J. L. E. Ivirico, M. Salmerón-Sánchez, J. L. G. Ribelles and M. M. Pradas, *Colloid Polym. Sci.*, 2009, **287**, 671–681.
- 156 H. R. Kricheldorf and S. M. Weidner, *J. Polym. Environ.*, 2021, 1–13.
- 157 H. R. Kricheldorf, S. Weidner and F. Scheliga, *Polym. Chem.*, 2017, **8**, 1589–1596.
- 158 H. R. Kricheldorf, S. M. Weidner and F. Scheliga, *Macromol. Chem. Phys.*, 2017, **218**, 1700274.
- 159 H. R. Kricheldorf and S. M. Weidner, *Eur. Polym. J.*, 2018, **105**, 158–166.
- 160 M. Novák, J. Turek, Y. Milasheuskaya, Z. Růžičková, Š. Podzimek and R. Jambor, *Dalton Trans.*, 2021, **50**, 16039–16052.
- 161 H. R. Kricheldorf and R. Dunsing, *Makromol. Chem.*, 1986, **187**, 1611–1625.
- 162 H. R. Kricheldorf and I. Kreiser, *Makromol. Chem.*, 1987, **188**, 1861–1873.
- 163 H. R. Kricheldorf and S. R. Lee, *Polym. Prepr. (Am. Chem. Soc., Div. Polym. Chem.)*, 1994, **35**, 502–503.
- 164 H. R. Kricheldorf and S. R. Lee, *Macromolecules*, 1995, **28**, 6718–6725.
- 165 H. R. Kricheldorf and D. Langanke, *Macromol. Chem. Phys.*, 1999, **200**, 1174–1182.
- 166 H. R. Kricheldorf, S. R. Lee and N. Schittenhelm, *Macromol. Chem. Phys.*, 1998, **199**, 273–282.
- 167 H. Li, A. Debuigne, R. Jérôme and P. Lecomte, *Angew. Chem., Int. Ed.*, 2006, **45**, 2264–2267.
- 168 H. Li, R. Riva, H. R. Kricheldorf, R. Jérôme and P. Lecomte, *Chem. – Eur. J.*, 2008, **14**, 358–368.
- 169 H. R. Kricheldorf, *J. Polym. Sci., Part A: Polym. Chem.*, 2004, **42**, 4723–4742.
- 170 H. R. Kricheldorf and D. Langanke, *Macromol. Biosci.*, 2001, **1**, 364–369.
- 171 H. R. Kricheldorf and A. Stricker, *Macromol. Chem. Phys.*, 1999, **200**, 1726–1733.
- 172 D. Pospiech, H. Komber, D. Jehnichen, L. Haussler, K. Eckstein, H. Scheibner, A. Janke, H. R. Kricheldorf and O. Petermann, *Biomacromolecules*, 2005, **6**, 439–446.
- 173 H. R. Kricheldorf and B. Fechner, *Macromolecules*, 2001, **34**, 3517–3521.
- 174 H. R. Kricheldorf, S. R. Lee and S. Bush, *Macromolecules*, 1996, **29**, 1375–1381.
- 175 H. R. Kricheldorf and S. M. Weidner, *J. Polym. Sci., Part A: Polym. Chem.*, 2018, **56**, 749–759.
- 176 H. R. Kricheldorf, S. M. Weidner and F. Scheliga, *J. Polym. Sci., Part A: Polym. Chem.*, 2018, **56**, 1915–1925.
- 177 H. R. Kricheldorf and S. M. Weidner, *J. Polym. Environ.*, 2019, **27**, 2697–2706.
- 178 H. R. Kricheldorf, S. M. Weidner and A. Meyer, *Mater. Adv.*, 2022, **3**, 1007–1016.
- 179 H. R. Kricheldorf, S. M. Weidner and F. Scheliga, *J. Polym. Sci., Part A: Polym. Chem.*, 2019, **57**, 2056–2063.
- 180 H. R. Kricheldorf, S. M. Weidner and F. Scheliga, *Eur. Polym. J.*, 2019, **116**, 256–264.
- 181 S. M. Weidner and H. R. Kricheldorf, *J. Polym. Sci., Part A: Polym. Chem.*, 2018, **56**, 2730–2738.
- 182 H. R. Kricheldorf, S. M. Weidner and F. Scheliga, *Macromol. Chem. Phys.*, 2021, 2100308.
- 183 H. R. Kricheldorf, *Macromol. Rapid Commun.*, 2009, **30**, 1371–1381.
- 184 H. R. Kricheldorf and S. M. Weidner, *Macromol. Rapid Commun.*, 2020, **41**, e2000152.
- 185 H. R. Kricheldorf, S. M. Weidner and F. Scheliga, *J. Polym. Sci., Part A: Polym. Chem.*, 2017, **55**, 3767–3775.
- 186 H. R. Kricheldorf and S. M. Weidner, *Eur. Polym. J.*, 2018, **109**, 360–366.
- 187 A. Schindler and D. Harper, *J. Polym. Sci., Polym. Chem. Ed.*, 1979, **17**, 2593–2599.
- 188 B. Kalb and A. J. Pennings, *Polymer*, 1980, **21**, 607–612.
- 189 B. Eling, S. Gogolewski and A. Pennings, *Polymer*, 1982, **23**, 1587–1593.
- 190 S. Gogolewski and A. Pennings, *J. Appl. Polym. Sci.*, 1983, **28**, 1045–1061.
- 191 K. Kishore, R. Vasanthakumari and A. J. Pennings, *J. Polym. Sci., Part B: Polym. Phys.*, 1984, **22**, 537–542.
- 192 J. W. Leenslag and A. J. Pennings, *Makromol. Chem.*, 1987, **188**, 1809–1814.
- 193 W. Hoogsteen, A. Postema, A. Pennings, G. Ten Brinke and P. Zugenmaier, *Macromolecules*, 1990, **23**, 634–642.
- 194 A. Nijenhuis, D. Grijpma and A. Pennings, *Macromolecules*, 1992, **25**, 6419–6424.



- 195 F. E. Kohn, J. G. Vanommen and J. Feijen, *Eur. Polym. J.*, 1983, **19**, 1081–1088.
- 196 J. Van Dijk, J. Smit, F. Kohn and J. Feijen, *J. Polym. Sci., Polym. Chem. Ed.*, 1983, **21**, 197–208.
- 197 Y. J. Du, P. J. Lemstra, A. J. Nijenhuis, H. A. Van Aert and C. Bastiaansen, *Macromolecules*, 1995, **28**, 2124–2132.
- 198 J. Dahlmann, G. Rafler, K. Fechner and B. Mehlis, *Br. Polym. J.*, 1990, **23**, 235–240.
- 199 G. Rafler and J. Dahlmann, *Acta Polym.*, 1990, **41**, 611–617.
- 200 J. Dahlmann and G. Rafler, *Acta Polym.*, 1993, **44**, 103–107.
- 201 G. Schwach, J. Coudane, R. Engel and M. Vert, *J. Polym. Sci., Part A: Polym. Chem.*, 1997, **35**, 3431–3440.
- 202 D. R. Witzke, R. Narayan and J. J. Kolstad, *Macromolecules*, 1997, **30**, 7075–7085.
- 203 K. Shinno, M. Miyamoto, Y. Kimura, Y. Hirai and H. Yoshitome, *Macromolecules*, 1997, **30**, 6438–6444.
- 204 P. Degée, P. Dubois, S. Jacobsen, H. G. Fritz and R. Jérôme, *J. Polym. Sci., Part A: Polym. Chem.*, 1999, **37**, 2413–2420.
- 205 P. Kaur, R. Mehta, D. Berek and S. N. Upadhyay, *Macromol. Symp.*, 2012, **315**, 106–111.
- 206 E. Louisy, F. Samyn, S. Bourbigot, G. Fontaine and F. Bonnet, *Polymers*, 2019, **11**, 339.
- 207 V. W. Dittrich and R. C. Schulz, *Angew. Makromol. Chem.*, 1971, **15**, 109–126.
- 208 H. R. Kricheldorf, S. M. Weidner and F. Scheliga, *J. Polym. Sci., Part A: Polym. Chem.*, 2019, **57**, 952–960.
- 209 P. Piromjitpong, P. Ratanapanee, W. Thumrongpatanaraks, P. Kongsaree and K. Phomphrai, *Dalton Trans.*, 2012, **41**, 12704–12710.
- 210 P. Wongmahasirikun, P. Prom-on, P. Sangtrirutnugul, P. Kongsaree and K. Phomphrai, *Dalton Trans.*, 2015, **44**, 12357–12364.
- 211 S. Praban, S. Yimthachote, J. Kiriratnikom, S. Chotchatchawankul, J. Tantirungrotechai and K. Phomphrai, *J. Polym. Sci., Part A: Polym. Chem.*, 2019, **57**, 2104–2112.
- 212 F. Kohn, J. Van Ommen and J. Feijen, *Eur. Polym. J.*, 1983, **19**, 1081–1088.
- 213 R. Lundberg and E. Cox, in *Ring-Opening Polymerization*, ed. K. C. Frisch and S. L. Reegen, London, 1969, p. 247.
- 214 S. Zavrazhnov, V. Fomin, L. Beloded and T. Lobaeva, *Russ. J. Appl. Chem.*, 2012, **85**, 1264–1268.
- 215 R. Kulkarni, K. Pani, C. Neuman and F. Leonard, *Arch. Surg.*, 1966, **93**, 839–843.
- 216 R. K. Kulkarni, E. Moore, A. Hegyeli and F. Leonard, *J. Biomed. Mater. Res.*, 1971, **5**, 169–181.
- 217 F. Kohn, J. Van Den Berg, G. Van De Ridder and J. Feijen, *J. Appl. Polym. Sci.*, 1984, **29**, 4265–4277.
- 218 H. Kricheldorf and I. Kreiser-Saunders, *Polymer*, 2000, **41**, 3957–3963.
- 219 J. Gay-Lussac and J. Pelouze, *Ann. Chim. Phys.*, 1833, **52**, 410–424.
- 220 M. Ajioka, K. Enomoto, K. Suzuki and A. Yamaguchi, *Bull. Chem. Soc. Jpn.*, 1995, **68**, 2125–2131.
- 221 K. Koyanagi, T. Fukushima, Y. Sumihiro, T. Sakai and N. Hashimoto, *Polym. Prepr. Jpn-Engl. Ed.*, 1996, **45**, E 904–E 904.
- 222 G. Shin, J. H. Kim, S. H. Kim and Y. H. Kim, *Korea Polym. J.*, 1997, **5**, 19–25.
- 223 S. I. Moon, C. W. Lee, M. Miyamoto and Y. Kimura, *J. Polym. Sci., Part A: Polym. Chem.*, 2000, **38**, 1673–1679.
- 224 S.-I. Moon, I. Taniguchi, M. Miyamoto, Y. Kimura and C.-W. Lee, *High Perform. Polym.*, 2001, **13**, S189–S196.
- 225 S.-I. Moon, C.-W. Lee, I. Taniguchi, M. Miyamoto and Y. Kimura, *Polymer*, 2001, **42**, 5059–5062.
- 226 S. I. Moon and Y. Kimura, *Polym. Int.*, 2003, **52**, 299–303.
- 227 S. Shyamroy, B. Garnaik and S. Sivaram, *J. Polym. Sci., Part A: Polym. Chem.*, 2005, **43**, 2164–2177.
- 228 M. Matos, A. F. Sousa, A. C. Fonseca, C. S. Freire, J. F. Coelho and A. J. Silvestre, *Macromol. Chem. Phys.*, 2014, **215**, 2175–2184.
- 229 H. R. Kricheldorf and S. M. Weidner, *Eur. Polym. J.*, 2013, **49**, 2293–2302.
- 230 H. R. Kricheldorf and S. M. Weidner, *Macromol. Chem. Phys.*, 2013, **214**, 726–733.
- 231 Z. Zhang, H. R. Kricheldorf and C. Friedrich, *Macromol. Rapid Commun.*, 2015, **36**, 262–268.
- 232 M. Lahcini, S. M. Weidner, J. Oumayama, F. Scheliga and H. R. Kricheldorf, *RSC Adv.*, 2016, **6**, 93496–93504.
- 233 H. R. Kricheldorf, R. Mix and S. M. Weidner, *J. Polym. Sci., Part A: Polym. Chem.*, 2014, **52**, 867–875.
- 234 H. R. Kricheldorf, S. M. Weidner and J. Falkenhagen, *Polym. Chem.*, 2021, **12**, 5003–5016.
- 235 V. Katiyar and H. Nanavati, *Polym. Eng. Sci.*, 2011, **51**, 2078–2084.
- 236 J. J. Kolstad, *J. Appl. Polym. Sci.*, 1996, **62**, 1079–1091.
- 237 J. R. Dorgan, J. Janzen, M. P. Clayton, S. B. Hait and D. M. Knauss, *J. Rheol.*, 2005, **49**, 607–619.
- 238 H. Tsuji and Y. Ikada, *Polymer*, 1995, **36**, 2709–2716.
- 239 H. Tsuji, K. Ikarashi and N. Fukuda, *Polym. Degrad. Stab.*, 2004, **84**, 515–523.
- 240 Y. Ohtani, K. Okumura and A. Kawaguchi, *J. Macromol. Sci., Part B: Phys.*, 2003, **42**, 875–888.
- 241 M. Pyda, R. Bopp and B. Wunderlich, *J. Chem. Thermodyn.*, 2004, **36**, 731–742.
- 242 J.-R. Sarasua, N. L. Rodríguez, A. L. Arraiza and E. Meaurio, *Macromolecules*, 2005, **38**, 8362–8371.
- 243 M. L. Di Lorenzo, *J. Appl. Polym. Sci.*, 2006, **100**, 3145–3151.
- 244 M. Pyda and A. Czerniecka-Kubicka, *Synthesis, Structure and Properties of Poly (lactic acid)*, 2017, pp. 153–193.
- 245 B. Lotz, *Adv. Polym. Sci.*, 2018, **279**, 273–302.
- 246 H. R. Kricheldorf, S. M. Weidner and A. Meyer, *Polym. Chem.*, 2020, **11**, 2182–2193.
- 247 S. M. Weidner, A. Meyer, S. Chatti and H. R. Kricheldorf, *RSC Adv.*, 2021, **11**, 2872–2883.
- 248 H. R. Kricheldorf, S. M. Weidner and A. Meyer, *RSC Adv.*, 2021, **11**, 14093–14102.

