

Eleventh canSAS Meeting: International Cooperation and Collaboration in Small-Angle Scattering

Henrich Frielinghaus, Paul D. Butler, Brian R. Pauw & Adrian R. Rennie

To cite this article: Henrich Frielinghaus, Paul D. Butler, Brian R. Pauw & Adrian R. Rennie (2019) Eleventh canSAS Meeting: International Cooperation and Collaboration in Small-Angle Scattering, Synchrotron Radiation News, 32:6, 48-49, DOI: [10.1080/08940886.2019.1680215](https://doi.org/10.1080/08940886.2019.1680215)

To link to this article: <https://doi.org/10.1080/08940886.2019.1680215>



Copyright Taylor & Francis



Published online: 26 Nov 2019.



Submit your article to this journal [↗](#)



View related articles [↗](#)



View Crossmark data [↗](#)

Eleventh canSAS Meeting: International Cooperation and Collaboration in Small-Angle Scattering



Participants at the canSAS workshop enjoying a break in the sunshine.

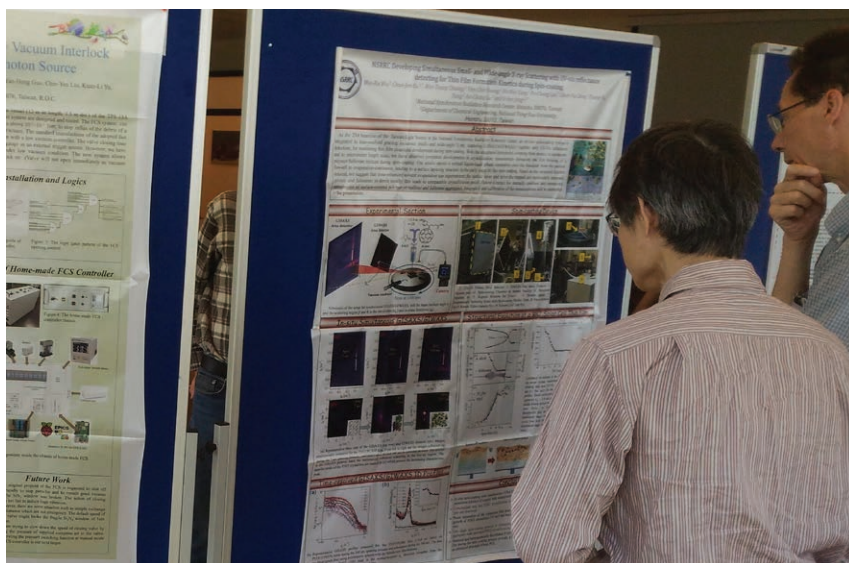
The eleventh canSAS workshop was held in Freising, Germany, July 8–10, 2019. These international meetings, promoting collective action for nomadic small-angle scatterers, have been taking place since 1998 and act as forums to catalyze cooperation amongst the SAS community in order to provide better facilities and equipment, combined with reliable data interpretation and analysis. The meeting attracted over 60 participants from major neutron and X-ray laboratories, as well as manufacturers of SAXS equipment, and users from academia and industry. There was also a wide geographical spread with participants from Australia, Asia, and North America joining European colleagues.

There were talks and poster discussions at the meeting, but most of the workshop was devoted to parallel breakout sessions where particular current issues in SAS were discussed, ranging from multiple scattering to common sample environment interfaces. The breakout groups reported back to everyone, and this was followed by general discus-

sion so that a broad community could agree on future actions. This format helped to find some important links between topics and actions for various working groups. The diverse experience of attendees brought forward an equally broad range of discussion topics. Several themes that are relatively new to canSAS emerged from sessions that included grazing incidence scattering (GISAS), where there are needs for more quantitative analysis and for reference samples that allow for comparison between instruments and between techniques such as GISAXS and GISANS. There was extended discussion about various aspects of sample environments. Although there are clearly major differences between neutron and X-ray instruments in factors such as the size of beam and consequent needs for precision of alignment and the choice of window materials, there were several clear points of common interest. Control of equipment and interfacing to instrument programs is a good example, and issues relating to control of rheometers received special attention, particularly during

a visit to Anton Paar in Stuttgart on the day after the canSAS workshop. There is a clear trend to more complex sample environments with in-situ processing or complementary in-situ measurements. The need to store and to make available this additional ancillary data for combined analysis with the scattering results will require development of both software and standardized data formats. This extra material may, for example, consist of substantial amounts of optical spectroscopic data, mechanical, dielectric, rheological, or other measurement data.

Another area of discussion was the increasing needs for outreach and dissemination. Previous work established the SAS portal (www.smallangle.org) in 2012, which aims to provide links to information for the SAS community. It is recognized that further work and redesign are required to make this more attractive and accessible. Specialists find links to descriptions of analysis software very useful; this has been the most accessed page. On the other hand, a critical need was identified







U-Ser Jeng (NSRRC, Taiwan) and Wim Bouwman (TU Delft) discussing developments in front of a poster. (Photograph courtesy of Liang-Chih Chiang).

to make the significant amount of educational material findable, particularly for non-specialists from academia and industry, using relevant science topics rather than SAS keywords. A wider variety of material, including the use of a broad range of communication media, is desirable with the recognition that videos and recorded commentaries are very useful. There were several volunteers to join the group that develops and maintains this website. They are always keen to receive suggestions for improvements, corrections, and news items that should be displayed.

Other topics that were covered included the identification and modelling of multiple scattering, development of NeXus and NXcan-SAS data formats, and the challenges of data reduction from time-of-flight SANS instruments. Fuller reports on the discussions can be found in the presentations and information on the wiki page (www.cansas.org/wgwiki/index.php/canSAS-XI). The broader community is very welcome to join this dialogue. Apart from the talks and breakout sessions, there were posters on several aspects of instrumentation, data analysis, and sample environments. These also stimulated lively discussion. Preceding the final general discussion session, some talks on current scientific challenges and presentation of new instrumentation provided additional food for thought on a range of topics.

On the final afternoon, a visit was made to the Maier-Leibnitz Centre in Garching to view the neutron instrumentation. ■

ORCID

Henrich Frielinghaus 
<http://orcid.org/0000-0002-8812-8783>
 Paul D. Butler 
<http://orcid.org/0000-0002-5978-4714>
 Brian Pauw 
<http://orcid.org/0000-0002-8605-838X>
 Adrian R. Rennie 
<http://orcid.org/0000-0001-8185-3272>

HENRICH FRIELINGHAUS,¹ PAUL D. BUTLER,²
 BRIAN R. PAUW,³ AND ADRIAN R. RENNIE⁴
¹MLZ, JCNS, Garching, Germany;
²NCNR, Gaithersburg, MD, USA;
³BAM, Berlin, Germany;
⁴Uppsala University, Uppsala, Sweden

Note

Published with license by Taylor & Francis Group, LLC.

© Henrich Frielinghaus, Paul D. Butler, Brian R. Pauw, and Adrian R. Rennie

This is an Open Access article. Non-commercial re-use, distribution, and reproduction in any medium, provided the original work is properly attributed, cited, and is not altered, transformed, or built upon in any way, is permitted. The moral rights of the named author(s) have been asserted.

RAYSPEC


X - RAY SPECTROSCOPY

Custom Single and Multi-Sensor SDD X-ray Fluorescence Detectors

- 1 to 19+ Channels
- Detectors designed for all environments
- Full range of window options
- Active areas from 10 to 170mm² per channel
- Resolution from 126eV



13Ch Focused Circular Array



4Ch Focused Circular Through Hole Array with an Integrated OSA

Visit www.rayspec.co.uk to learn more about what we can do for you

Or

Contact us directly:
 +44 (0)1628 533060
sales@rayspec.co.uk