

First steps towards field integration of benchtop NMR spectroscopy for online monitoring and process control

Simon Kern¹, Patrick Gräßer^{1,3}, Nicolai Zientek^{1,2}, Michael Maiwald¹

¹Bundesanstalt für Materialforschung und -prüfung (BAM), Richard-Willstätter-Str. 11, D-12489 Berlin, Germany

²Technische Universität Berlin, Department of Chemical Engineering, Straße des 17. Juni 136, MA 5-7, 10623 D-Berlin, Germany

³Humboldt-Universität zu Berlin, Institut für Chemie, Brook-Taylor-Str. 2, 12489 D-Berlin, Germany

Motivation

The F³ Factory focuses on new "plug and produce" modular and standardized chemical production for low to medium scale production, in order to demonstrate cleaner and more efficient manufacturing technologies. By introducing novel online sensors & closed-loop control methods flexible intensified continuous processes can be advanced. **Online NMR spectroscopy has an enormous potential to become an important analytical tool for reaction monitoring**, when flow probes are directly coupled to reactors.



Fig. 1: Containerized modular plant from F³ Factory project (www.f3factory.com)

Specific challenges are

- Small dimensions: fast sensors & closed-loop control
- Higher quality levels: more accurate sensors
- Innovative products: fast design, engineering and optimization
- Fouling and clogging

Methods

The intended work flow for the process integration of a benchtop 43 MHz NMR spectrometer including acquisition of NMR signal (FID), automated data correction and evaluation by univariate and multivariate models is proposed according to Fig. 2.

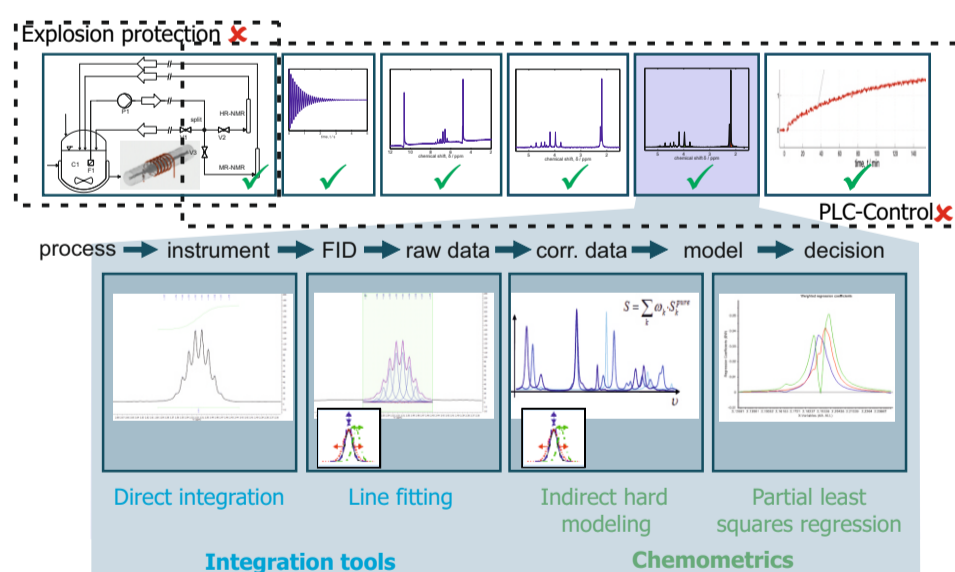


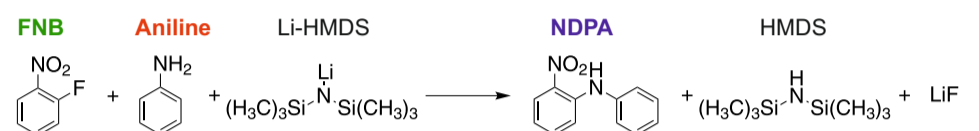
Fig. 2: Workflow for process integration of NMR sensor

Recent work proofed the following principles

- Online acquisition of quasi-simultaneous ¹H and ¹⁹F spectra^[1]
- Automated data pretreatment and evaluation methods
- Comparison to quantitative 500 MHz HR NMR spectroscopy
- Indirect hard modeling works well to compensate overlapping peaks and non-linear effects (line broadening, peak shifts)^[2]
- Prediction of IHM can be improved by combined models (¹H and ¹⁹F)^[3]

Model Reaction

The first step of a pharmaceutical model reaction (Eq. 1) is focused^[4]:



Eq. 1: Reaction scheme, FNB: 1-Fluoro-2-nitrobenzene, Li-HMDS: Lithium bis(trimethylsilyl)amide, NDPA: 2-Nitrodiphenylamine

Experimental

The reaction was performed in a 25 mL glass reactor with thermal jackets for temperature control of the reaction mixture (Fig. 3). The Li-HMDS was dosed stepwise by using a glass syringe.

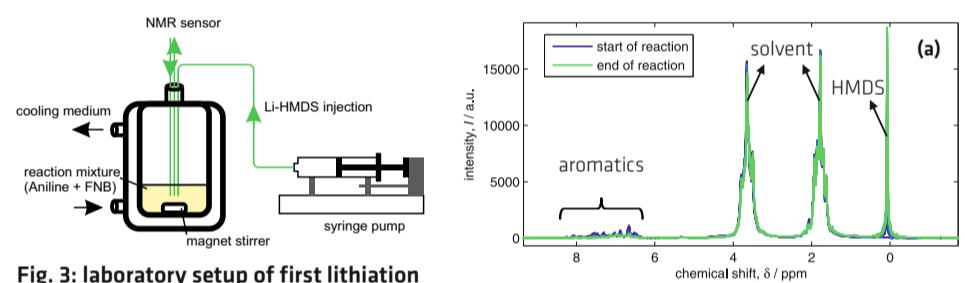


Fig. 3: laboratory setup of first lithiation

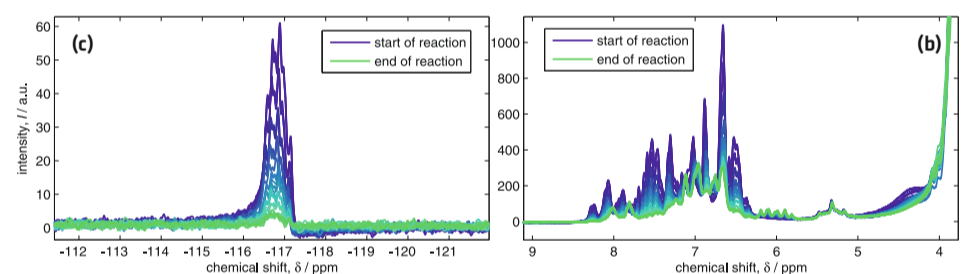


Fig. 4: ¹H spectra (4 scans) along reaction path (a) complete spectrum with dominant solvent signals; (b) aromatic region; (c) ¹⁹F spectra (4 scans) along reaction path

First spectra in the proton and fluorine domain were recorded online using a flowrate of 3.5 mL min⁻¹ and a simple 5 mm polytetrafluoroethylene tube (PTFE) as a flow cell.

Outlook

Construction of a "field" demonstrator (Fig. 5) for industrial applications

- Explosion proof housing for spectrometer, electronics and peripheral equipment
- Model based spectra evaluation by embedded PC
- Automation: programmable logic controller (PLC)
- Feedback to process control system




Fig. 5: ATEX housing

References and Acknowledgements

- [1] N. Zientek, C. Laurain, K. Meyer, M. Kraume, G. Guthausen, M. Maiwald, J. Magn. Reson. 2014 (249), 53–62
- [2] E. Kriesten, F. Alsmeyer, A. Bardow, W. Marquardt, Chemometr. Intell. Lab. 2008 (91), 181–193
- [3] N. Zientek et al., Magn. Reson. in Chemistry 2015, online (DOI 10.1002/mrc.4216)
- [4] P. Zhang et al., Bioorg. Med. Chem. Lett. 2008 (18), 6067–6070



This project has received funding from the European Union's Horizon 2020 research and innovation programme under grant agreement N° 636942

This document is provided with no warranties whatsoever, including any warranty of merchantability, non-infringement, fitness for any particular purpose, or any other warranty with respect to any information, result, proposal, specification or sample contained or referred to herein. Any liability, including liability for infringement of any proprietary rights, regarding the use of this document or any information contained herein is disclaimed. No license, express or implied, by estoppel or otherwise, to any intellectual property rights is granted by or in connection with this document. This document is subject to change without notice. CONSENS has been financed with support from the European Commission. This document reflects only the view of the author(s) and the European Commission cannot be held responsible for any use which may be made of the information contained herein.